



ODE ITC EMIS Training

August 2018

The Usual Reminders

- ▶ Manual sections posted after this training prevail in a conflict between this presentation and the manual
- ▶ Some questions may be deferred to helpdesk
- ▶ Hierarchy of support
 - ▶ EMIS Manual
 - ▶ EMIS Coordinator
 - ▶ ITC
 - ▶ Helpdesk

Topics

- ▶ Secure Data Center
- ▶ Retention
- ▶ Grads
- ▶ Data Review & Verification and Data Appeals
- ▶ Current FY19 Collections
- ▶ Gen Issues Reports
- ▶ Assessments
- ▶ ODDEX

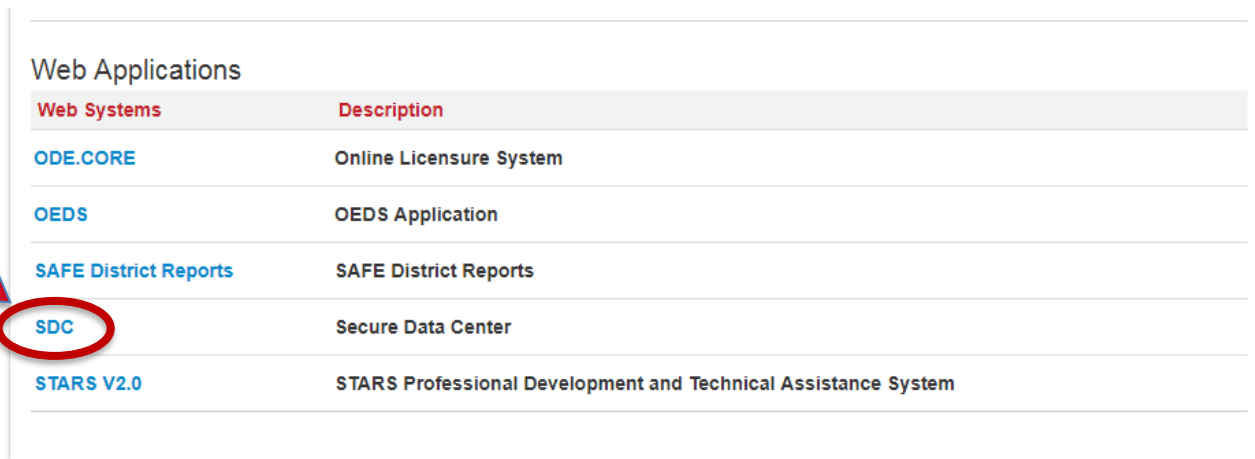
SECURE DATA CENTER (SDC)

Overview

- ▶ Reports populated by ODE with district data as submitted to EMIS twice weekly
- ▶ Local Report Card folder
 - “At-a-Glance” reports, some “drillable”
- ▶ Reports for Analysis folder
 - More detailed, ability to “drill” to individual student- or staff-level information
- ▶ Open status announced via EMIS Newsflash
 - Closed during data processing

SDC Access Requirements

- ▶ Log in to your Safe Account to view the list of Web Systems you can access
- ▶ Make sure the SDC is listed



The screenshot shows a table of web applications. A red arrow points to the 'SDC' link in the 'Web Systems' column, which is also circled in red. The table has two columns: 'Web Systems' and 'Description'.

Web Systems	Description
ODE.CORE	Online Licensure System
OEDS	OEDS Application
SAFE District Reports	SAFE District Reports
SDC	Secure Data Center
STARS V2.0	STARS Professional Development and Technical Assistance System

- ▶ If the SDC link is missing, contact your district/school OEDS Administrator

Using the SDC

- ▶ Not as intimidating as it seems at first
- ▶ May take trial and error
- ▶ Don't worry, you can't "break it"
- ▶ Play around in it to increase your comfort level

SDC – Status of Reports

Home > Data > EMIS > Documentation > Secure Data Center - Status of Reports

Secure Data Center - Status of Reports

SDC Reports and Status of Reports

Last Updated: July 16, 2018

Folder	Report	Status	Notes
Local Report Card	District Achievement	Ready	Chronic Absenteeism is not calculating correctly. Issue with alternate and valid substitute tests being excluded is now corrected.
	District Details	Not Ready	Report not available at this time
	District Financials	Not Ready	Report will be available after financial collections open

RETENTION

FY19 Retention Reporting All Grades Student (S) Collection

- ▶ Reported for all 2017-2018 students
- ▶ Currently open through August 31, 2018
- ▶ Retained Status (FN070) is only element collected
 - Some options are specific to TGRG as it applies to 3rd graders
 - Options A, D – H, J – M and 5

TGRG Retention

- ▶ 3rd Grade English Language Arts (ELA) assessment score determines promotion/retention
 - ▶ ELA score for 2017-2018 = 672
 - ▶ Alternative reading sub-score = 44 or higher
- ▶ Exceptions
 - ▶ Students meeting retention exemptions in TGRG law
 - ▶ Students meeting TGRG Alternative Assessment score for promotion

TGRG Retention Only Exemptions

- ▶ English Language Learner (ELL)
 - ▶ Enrolled in U.S. schools less than 3 full school years with less than 3 years of instruction in English as second language
 - ▶ Retained Status – D
- ▶ Individualized Education Program (IEP)
 - ▶ Not every student with an IEP
 - ▶ Written in IEP prior to spring administration of 3rd grade ELA
 - ▶ Retained Status – E

TGRG Retention Only Exemptions, cont.

Student previously retained in any K-3 grade and had 2 years intensive reading remediation

- ▶ Documentation of prior retention and the 2 full years of intensive reading remediation
- ▶ Retained Status – F
- ▶ Students promoted to 4th grade under this exemption must continue to receive intensive reading instruction in grade 4

TGRG Exempt

Students with the most significant cognitive disabilities, not subject to TGRG law or any of its requirements

- No diagnostic, no RIMP, no retention
- Alternate (ALT) assessed
- Retained Status – G

Options E and G – What's the Difference?

- ▶ E – TGRG not met
 - Exempt from retention in IEP
- ▶ Diagnostic result (FN370) = AO, NO, RN
 - EX is not a valid option
 - RIMP required if result is NO
- ▶ IEP Test Type (GE160) = STR, STA
- ▶ Required Test Type (FA215) = STR
- ▶ G – Student with significant cognitive disabilities
 - Exempt from TGRG
 - Not subject to retention
- ▶ Diagnostic result (FN370) = EX
 - Not subject to RIMP
- ▶ IEP Test Type (GE160) = ALT
- ▶ Required Test Type (FA215) = ALT

Retention Missing Report

- ▶ Grade 3 students only
- ▶ May include summer withdrawals not in latest submission
- ▶ Excludes students withdrawn on or before last day of school
 - ▶ But, those withdrawn on last day need to be reported in FY19 Retention!
 - ▶ Withdrawal date counts as a day of attendance
 - ▶ May impact TGRG measure on report card

SDC Retention-Related Reports



Local Report Card

Owner: Administrator

Modified:

6/21/18 11:29:54 AM

Documents depicting preliminary Ohio Report Card results, based on the most current EMIS data.



Reports for Analysis

Owner: Administrator

Modified:

6/21/18 10:02:04 AM

This folder contains reports for research and analysis. They are generally grids of data that can be manipulated, including sorting, rearranging rows and columns, and drill-down operations.

SDC – Local Report Card Folder



District Gap Closing

Owner: Administrator

Modified:
6/28/18 8:39:50 AM

A district's Gap Closing/Annual Measurable Objectives (AMO) calculations for determining the Ohio Report Card letter grades, based on the current EMIS data.



District Graduation Rates

Owner: Administrator

Modified:
5/31/18 12:12:48 PM

A district's graduation rate calculations for determining the Ohio Report Card letter grades, based on the current EMIS data.



District Prepared for Success

Owner: Administrator

Modified:
5/31/18 12:28:16 PM

A district's Prepared for Success data as it will appear on the Report Card.



School Achievement

Owner: Administrator

Modified:
6/5/18 12:28:57 PM

A school's results on the Achievement component, which includes the state test indicators and Performance Index.



School Gifted

Owner: Administrator

Modified:
6/7/18 3:33:20 PM

A school's data about Gifted Students.



School K-3 Literacy

Owner: Administrator

Modified:
4/19/18 10:53:39 AM

A district's K-3 Literacy data for determining the Ohio Report Card letter grades.



School Third Grade Reading Guarantee

Owner: Administrator

Modified:
6/1/18 9:02:37 AM

A school's Third Grade Reading Guarantee report.



District Achievement

Owner: Administrator

Modified:
6/5/18 12:22:05 PM

A district's results on the Achievement component, which includes the state test indicators and Performance Index.



District Gifted

Owner: Administrator

Modified:
6/7/18 3:33:20 PM

A district's data about Gifted Students.



District K-3 Literacy

Owner: Administrator

Modified:
4/19/18 10:53:24 AM

A district's K-3 Literacy data for determining the Ohio Report Card letter grades.



District Third Grade Reading Guarantee

Owner: Administrator

Modified:
6/1/18 9:03:03 AM

A district's Third Grade Reading Guarantee report.



School Gap Closing

Owner: Administrator

Modified:
6/28/18 8:50:23 AM

A school's Gap Closing/Annual Measurable Objectives (AMO) calculations for determining the Ohio Report Card letter grades, based on the current EMIS data.



School Graduation Rates

Owner: Administrator

Modified:
3/14/18 9:30:26 AM

A school's graduation rate calculations for determining the Ohio Report Card letter grades, based on the current EMIS data.



School Prepared for Success

Owner: Administrator

Modified:
5/31/18 12:29:32 PM

A school's Prepared for Success data as it will appear on the Report Card.



District Third Grade Reading Guarantee Report

Pick a District

Pick a District

Search for:


 Match case

Available:

 Hogwarts: 123456


1 - 1 of 1

Selected:

 | Hogwarts: 123456



Run Document



2018 Third Grade Reading Guarantee Report

Students Subject to Meeting the Third Grade Reading Guarantee Threshold

	Student #	Student %
Met the TGRG Promotion Threshold		
Met Minimum Threshold on Fall/Spring Test	217	93.1%
Met Comparable Bar on Alternative Test	9	3.9%
Did Not Meet the TGRG Promotion Threshold		
Retained by district, still enrolled in district in the fall	4	1.7%
Inconsistent Retention/Assessment Data Reported	3	1.3%

Analyze...

Percentages are based on the students subject to meeting the Third Grade Reading Guarantee threshold. The Total % for "Met the TGRG Promotion Threshold" is what will be reported on the Report Card.

Students Excluded from the Third Grade Reading Guarantee Calculation

	Student #	Student %
Exempt from TGRG Promotion Threshold		
Not Retained, ELL Exemption	1	0
Not Retained, IEP Exemption	11	0
Not Retained, Prior Retention Exemption	4	0
Took Alternate Test		
Took Alternate Test	3	0

Analyze...

Percentages are based on all students for whom Third Grade Reading Guarantee data is available.

Both of these tables count students based on the Third Grade Reading Guarantee's modified Full Academic Year rules.

[Click here](#) to see the Secure Data Center - Status of Reports report

Students Subject to TGRG Threshold

TGRG Category ▲ [?] [+ [-] [x]	School Year ▲ [?] [↓] [↺] [x]	2017-2018 School Year			
	Metrics [?] [↑] [↻] [x]	Student # ▼ [→] [x]	Total Student # ▼ [←] [→] [x]	Student % ▼ [←] [→] [x]	Student # Modified FAY ▼ [←] [→] [x]
		245	245	100.0%	233
Id		236	245	96.3%	226
Met Minimum Threshold on Fall/Spring Test		226	245	92.2%	217
Met Comparable Bar on Alternative Test		10	245	4.1%	9
Threshold		9	245	3.7%	7
Retained by district, still enrolled in district in the fall		5	245	2.0%	4
Inconsistent Retention/Assessment Data Reported		4	245	1.6%	3

Right click on “Inconsistent Retention/Assessment Data Reported” to generate pop-up boxes that allow additional actions.

Drill

Filter on Selections

Create Group

Create Calculation

More options...

Students Subject to TGRG Threshold, cont.

DRILL - ADVANCED


From: TGRG Category To: **ODE Student** **Apply** [Back to simple drill](#)

- Conform Student Identifier
- Student Gender
- Student Race
- Disabled Flag
- Academic Disadvantage Flag

Keep parent while drilling

TGRG Category	Conform Student Identifier	School Year	2017-2018 School Year				
			Metrics	Total Student #	Student %	Student # Modified FAY	Total Student # Modified FAY
				4	100.0%	3	3
n Threshold				4	100.0%	3	3
<input checked="" type="checkbox"/> Inconsistent Retention/Assessment Data Reported				4	100.0%	3	3
	AA1234567			1	100.0%	1	1
	DD1234567			1	100.0%	1	1
	CC1234567			1	100.0%	1	1
	BB1234567			1	100.0%	1	1

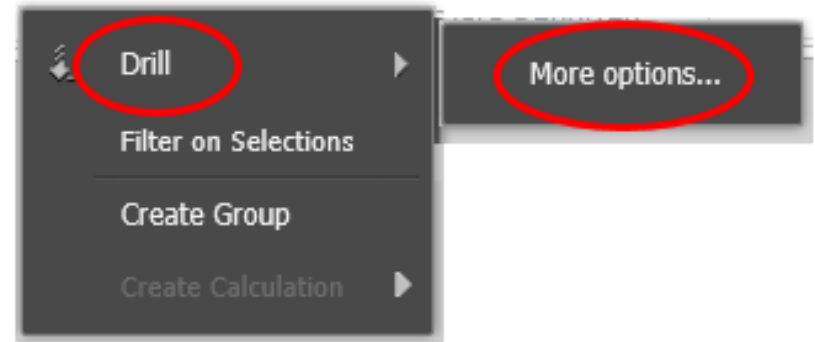
Counts in measure for district



Students Excluded From TGRG Calculation

TGRG Promotion Category ▲ ☰ ☱ ☲ ☳ ☴ ☵ ☶ ☷	TGRG Category ▲ ☰ ☱ ☲ ☳ ☴ ☵ ☶ ☷	School Year ▲ ☰ ☱ ☲ ☳ ☴ ☵ ☶ ☷	2017-2018 School Year			
		Metrics ☰ ☱ ☲ ☳ ☴ ☵ ☶ ☷	Students # ▼ ☰ ☱ ☲ ☳ ☴ ☵ ☶ ☷	Total Students # ▼ ☰ ☱ ☲ ☳ ☴ ☵ ☶ ☷	Students # Modified FAY ▼ ☰ ☱ ☲ ☳ ☴ ☵ ☶ ☷	Total Students # Modified FAY ▼ ☰ ☱ ☲ ☳ ☴ ☵ ☶ ☷
Exempt from TGRG Promotion Threshold	Not Retained, ELL Exemption		1	267	1	252
	Not Retained, IEP Exemption		12	267	11	252
	Not Retained, Prior Retention Exemption		5	267	4	252
Ⓢ Took Alternate Test	Took Alternate Test		4	267	3	252
Total			22	267	19	252

Right click on “Took Alternate Assessment” generates a pop-up boxes that allow additional actions.



Students Excluded From TGRG Calculation, cont.

DRILL - ADVANCED

From: TGRG Category To: **ODE Student** **Apply** [Back to simple drill](#)

- Conform Student Identifier
- Student Gender
- Student Race
- Disabled Flag
- Academic Disadvantage Flag

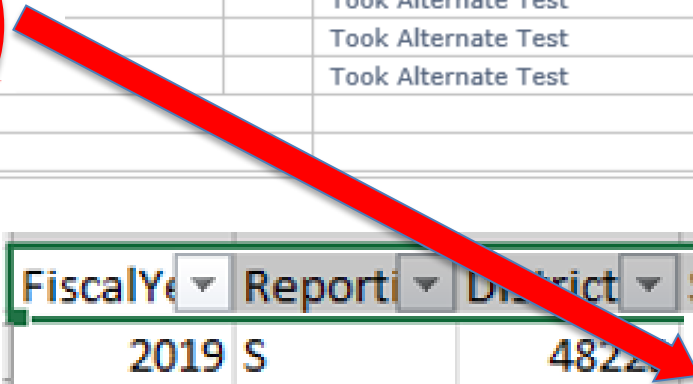
Keep parent while drilling

Conform Student Identifier	TGRG Category	School Year	2017-2018 School Year	
		Metrics	Students #	Students # Modified FAY
DD1234567	Took Alternate Test		1	
BB1234567	Took Alternate Test		1	1
CC1234567	Took Alternate Test		1	1
AA1234567	Took Alternate Test		1	1
Total			4	3

Included in calculation

Verify Retention Reporting

Conform Student Identifier ▲	TGRG Category ▲	School Year ▲
AA1234567	Took Alternate Test	
BB1234567	Took Alternate Test	
CC1234567	Took Alternate Test	
DD1234567	Took Alternate Test	
Total		



FiscalYear	Report	District	StateStudentId	Retained	status_070
2019	S	48223	AA1234567	*	
2019	S	48223	BB1234567	*	
2019	S	48223	CC1234567	*	

Verify Retained Status reporting for ALT Assessed students

GRADS

Summer Grads – The Basics

- ▶ Students who met graduation requirements after last day of prior year but before first day of current year
- ▶ Example: diploma issued before first day of current school year
 - ▶ Last day of 2017-2018 = May 24, 2018
 - ▶ First day of 2018-2019 = August 14, 2018
 - ▶ Diploma date must be a date between May 24 August 14

Withdrawing Summer Grads

- ▶ Grad requirements met after last day of school but before July 1
 - ▶ FY18 Traditional/SOES End of Year Student (S) Collection
- ▶ Grad requirements met on or after July 1, or withdrawal not reported in FY18
 - ▶ FY19 Student (S) collections
 - ▶ Full set of records (FS/FD/GI), **or**
 - ▶ Student Summer Withdrawal (FL) Record

Scenario 1: Credit deficient as of last day of school

- ▶ Credits earned prior to July 1, 2018
 - Report withdrawal in FY18 Traditional/SOES End of Year Student (S) Collection
- ▶ Credits earned on or after July 1, 2018
 - Report withdrawal in all FY19 Student (S) collections
- ▶ Report in FY18 Graduation (G) Collection
 - Diploma information
 - Credits earned

Scenario 2: Not all tests passed as of last day of school

- ▶ Credits earned as of last day of school and no longer educating
 - ▶ Report withdrawal reason 75 in FY18 Traditional/SOES End of Year Student (S) Collection with withdrawal date of last day of school
- ▶ Passes test(s) after last day of school
 - ▶ Report diploma info and assessment results in FY18 Graduation (G) Collection

New Graduation Rate Reports – Update

- ▶ Level 2 reports coming to Data Collector
 - ▶ Still under development
- ▶ Once available, will use FY18 data
 - ▶ Allow for cohort adjustments throughout the year

SDC – Local Report Card Folder

All grad-related reports lagged by one year

‣ FY18 report card will reflect FY17 data

The screenshot displays a grid of report card folders. Each folder includes a title, owner, modification date, and a brief description. Two folders are highlighted with colored boxes and arrows:

- District Graduation Rates** (highlighted in red):
Owner: Administrator
Modified: 5/31/18 12:12:48 PM
A district's graduation rate calculations for determining the Ohio Report Card letter grades, based on the current EMS data.
- School Graduation Rates** (highlighted in blue):
Owner: Administrator
Modified: 3/14/18 9:30:26 AM
A school's graduation rate calculations for determining the Ohio Report Card letter grades, based on the current EMS data.

Other reports visible in the folder include District Gap Closing, District Achievement, District Gifted, District K-3 Literacy, District Third Grade Reading Guarantee, School Achievement, School Gifted, School K-3 Literacy, School Third Grade Reading Guarantee, and School Prepared for Success.

2018 Graduation Rates Report

4-Year Graduation Rate

The 4-year graduation rate applies to the Class of 2017 who graduated within four years, i.e. students who entered the 9th grade in 2014 and graduated by 2017.

**Class of 2017
Graduates:**
96

**Students
Countable in
Class of 2017**
103

Graduation Rate:

93.2



GRADE

A

A = 93.0 - 100.0%
B = 89.0 - 92.9%
C = 84.0 - 88.9%
D = 79.0 - 83.9%
F = 0.0 - 78.9%

5-Year Graduation Rate

The 5-year graduation rate applies to the Class of 2016 who graduated within five years, i.e. students who entered the 9th grade in 2013 and graduated by 2017.

**Class of 2016
Graduates:**
76

**Students
Countable in
Class of 2016**
78

Graduation Rate:

97.4



GRADE

A

A = 95.0 - 100.0%
B = 90.0 - 94.9%
C = 85.0 - 89.9%
D = 80.0 - 84.9%
F = 0.0 - 79.9%

SDC – Reports for Analysis Folder

The screenshot displays a grid of report folders. The 'Graduation' folder is highlighted with a red border, and a red arrow points to it from the right. Each folder entry includes a folder icon, a title, owner, modification date, and a brief description.

Report Category	Owner	Modified	Description
Attendance Rate	Administrator	6/21/18 10:03:17 AM	Reports about attendance and absenteeism.
Graduation	Administrator	6/7/18 3:42:30 PM	Reports about high school graduation rates.
K-3 Literacy	Administrator	6/7/18 3:42:30 PM	Reports about the K-3 Literacy calculation and diagnostic assessments.
Test Results	Administrator	6/7/18 3:42:31 PM	Reports about the results of high stakes state tests (e.g. Achievement and OGT).
Enrollment	Administrator	6/7/18 3:42:30 PM	Reports about student enrollment.
Hidden - ODE Only	Administrator	7/12/18 8:49:31 AM	
Mobility Rates	Administrator	6/7/18 3:42:31 PM	

Graduation Sub-folder

District 4-Year Graduation Rate - Current Data
Owner: Administrator
Modified: 5/17/18 3:25:34 PM
Adjusted cohort (longitudinal) graduation rate for a district. The "current data" is actually lagged one year due to the timing of the EMIS data collection and the Local Report Card publication date.

District Graduation Rate - Customizable
Owner: Administrator
Modified: 5/17/18 3:26:06 PM
Adjusted cohort (longitudinal) graduation rate for a district.

School 5-Year Graduation Rate - Current Data
Owner: Administrator
Modified: 1/25/18 9:59:26 AM
Adjusted cohort (longitudinal) 5-year graduation rate for a school. "Current data" implies the graduating class of two years ago.

School 7-Year Graduation Rate - Current Data
Owner: Administrator
Modified: 1/25/18 9:59:52 AM
Adjusted cohort (longitudinal) 7-year graduation rate for a school. "Current data" implies the graduating class of four years ago. Note: Only Dropout Recovery schools have this data.

School Graduation Rate - Customizable
Owner: Administrator
Modified: 1/25/18 10:00:16 AM
Adjusted cohort (longitudinal) graduation rate for a school.

District 5-Year Graduation Rate - Current Data
Owner: Administrator
Modified: 5/17/18 3:25:50 PM
Adjusted cohort (longitudinal) 5-year graduation rate for a district. "Current data" implies the graduating class of two years ago.

School 4-Year Graduation Rate - Current Data
Owner: Administrator
Modified: 1/25/18 9:59:12 AM
Adjusted cohort (longitudinal) graduation rate for a school. The "current data" is actually lagged one year due to the timing of the EMIS data collection and the Local Report Card publication date.

School 6-Year Graduation Rate - Current Data
Owner: Administrator
Modified: 1/25/18 9:59:38 AM
Adjusted cohort (longitudinal) 6-year graduation rate for a school. "Current data" implies the graduating class of three years ago. Note: Only Dropout Recovery schools have this data.

School 8-Year Graduation Rate - Current Data
Owner: Administrator
Modified: 1/25/18 10:00:04 AM
Adjusted cohort (longitudinal) 8-year graduation rate for a school. "Current data" implies the graduating class of five years ago. Note: Only Dropout Recovery schools have this data.

Customizable Options

1. Pick a District

Pick a District

Search for: Match case

Available:

- Ada Exempted Village:045187
- Adams County Ohio Valley Local:061903

Selected: (none)

2. Select School Year(s)

Choose elements of School Year.

Search for: Match case

Available:

- 2017-2018 School Year
- 2016-2017 School Year

Selected: (none)

3. Pick a Student Disaggregation

(Optional) Select a student attribute on which the report will be disaggregated. Only one attribute may be selected.

This prompt allows only one selection.

- none -

4. Choose Graduation Rate Metric (Required)


Choose the Graduation Rate metrics you want on your report.

Available:
















- 4-Year Graduates Count
- 4-Year Graduation Rate


Selected: (none)

Run Report



District Graduation Rate – Customizable

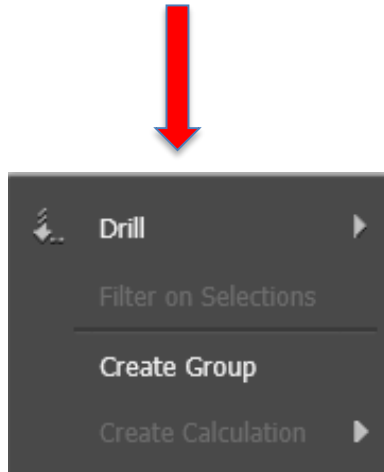
LEA    	Cohort School Year     	<u>2016-2017 School Year</u>
<u>District Name</u>	Metrics    	<u>4-Year Graduation Rate</u>  
<u>District Name</u>	<u>IRN</u>	93.2%



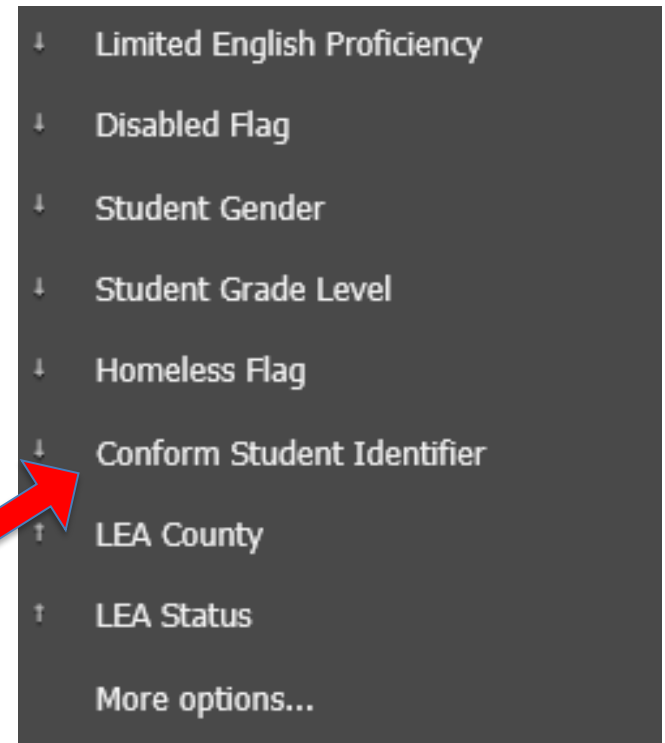
Right click on LEA or IRN to generate a pop-up box that allows additional actions

District Graduation Rate – Customizable, cont.

Click on “Drill”










Additional choices



Select “Conform Student Identifier” to drill to SSID level

District Graduation Rate – Customizable, cont.

LEA 		Conform Student Identifier 	Cohort School Year 	2016-2017 School Year
			Metrics 	4-Year Graduation Rate 
District	IRN	AA1111111		100.0%
		BB2222222		0.0%
		CC3333333		0.0%
		DD4444444		100.0%
		EE5555555		100.0%
		FF6666666		100.0%
		GG7777777		100.0%
		HH8888888		100.0%
		LM9999999		0.0%

Counts as a grad in district grad rate

Does not count as a grad – no diploma data reported

Common SDC Toolbar Buttons



▶ Print



▶ Export as Excel



▶ Export as PDF



▶ Re-prompt



▶ Full Screen Mode

DATA REVIEW & VERIFICATION AND DATA APPEALS

EMIS Data Review and Verification

- ▶ All districts and community schools must
 - ▶ Certify data reviewed and reported in EMIS **and**
 - ▶ Verify EMIS data is accurate and complete to the best of their knowledge
- ▶ Forms completed online through SAFE
- ▶ Superintendents legally required to review and certify data quality
 - ▶ List of districts failing to complete process will be posted on ODE site; may also be subject to progressive sanctions

Upcoming Data Reviews

**Note, all dates are subject to change*

Data Review	Review Opens	Review Closes
<p>FY18 Data Review for Report Card Data Part 2</p> <p><u>Impacted Organizations:</u> Traditional districts, community schools, STEM, JVSDs</p> <p><u>Required to Approve:</u> Superintendent (Instructions)</p> <p><u>Collections Included (as applicable):</u> Spring OGT Assessment Collection FY18 (2018AGXSP) Spring Alternate Assessment Collection FY18 (2018AALTS) Other Accountability Assessments FY18 (2018ANACC) Calendar Collection - Final FY18 (2018CFINL) Final Staff and Course Collection FY18 (2018L2FNL) OELPA Assessment Collection FY18 (2018AGFSP)</p>	8/13/2018	8/23/2018

EMIS Data Appeals

- ▶ Opportunity to correct data after close of regular collection request
 - Consider impact on Local Report Card and whether issues have a ‘substantive’ impact
- ▶ Forms completed online through SAFE
- ▶ ODE will notify districts by email of approval status
 - Provide information on correcting data
- ▶ Ensure valid email addresses in OEDS
 - Superintendent, Treasurer and EMIS Coordinator

Upcoming Data Appeals

**Note, all dates are subject to change*

Appeal	Appeal Opens	Appeal Closes
<p>FY18 Final Calendar Appeals</p> <p><u>Impacted Organizations:</u> Traditional districts, community schools, JVSs, ESCs, STEM</p> <p><u>Required to Approve:</u> Superintendent (Instructions)</p> <p><u>Collection Included:</u> Calendar Collection - Final FY18 (2018CFINL)</p> <p><u>Special Notes:</u> This is the <u>only opportunity</u> to appeal calendar data that impacts both the report card and funding. A district's own calendar data will not be subject to appeal during the FY2018 funding appeals. Districts are encouraged to leverage all EMIS, funding and report card-related reports available to review and assess the accuracy of their calendar data before the deadline.</p>	8/13/2018	8/23/2018

Mid August Appeals

- ▶ Open August 13 – 23, 2018
 - ▶ FY18 Final Calendar – NEW
 - ▶ FY18 Final Staff and Course – NEW
 - ▶ FY18 Spring OGT Assessment
 - ▶ FY18 Alternate Assessment
 - ▶ FY18 OELPA
- ▶ Open August 16 – 23, 2018
 - ▶ FY18 Other Accountability Assessments
- ▶ Approved data corrections due by 5:00 PM on August 27, 2018

Late August Appeals

- ▶ Open August 20 – 29, 2018
 - ▶ FY18 Early Learning Assessment
 - ▶ FY18 Child Outcome Summary Assessment
- ▶ Approved data corrections due by 5:00 PM on September 5, 2018

Early September Appeals

- ▶ Open August 31 – September 5, 2018
 - ▶ FY19 Summer 3rd Grade Reading
 - ▶ FY19 Retention
- ▶ Approved data corrections due by 5:00 PM on September 6, 2018

Be Prepared

- ▶ “Superintendent Approved” completion status confirms successful submission of appeal
 - ▶ Reminder: ‘Superintendent Approved’ button must be clicked
 - ▶ Reminder: As EMIS Coordinators, you will not see this button!
- ▶ Appeals cannot be extended
 - ▶ Have corrected data ready at time of appeal submission
- ▶ Do ***not*** include names or SSNs in upload file
- ▶ Watch for notification that collection has been reopened for resubmission

Additional Information

Contact Office of Data Quality with questions

‣ dataquality@education.ohio.gov

‣ 614-466-7144

CURRENT FY19 COLLECTIONS

Importance of Reporting Initial Calendar (C) Collection

- ▶ More accurate FTE calculation
- ▶ ODDEX applications
- ▶ At least one district-level set of calendar records required
 - First Day of School (DL080)
 - Last Day of School (DL090)
 - Hours Per Day (DL100)
 - C_DPLANNED (DN090)
- ▶ Optional to submit complete district-wide calendar details

FY19 Student Cross Reference (SCR) Collection

- ▶ Submit up-to-date data frequently
 - ▶ 30-Day funding rule reminders
 - ▶ Report continuing students within 30 days of start of school
 - ▶ Report changes within 30 days of change
- ▶ Submit other student collections at the same time
 - ▶ Keep records in sync
 - ▶ Keep Special Ed History data updated

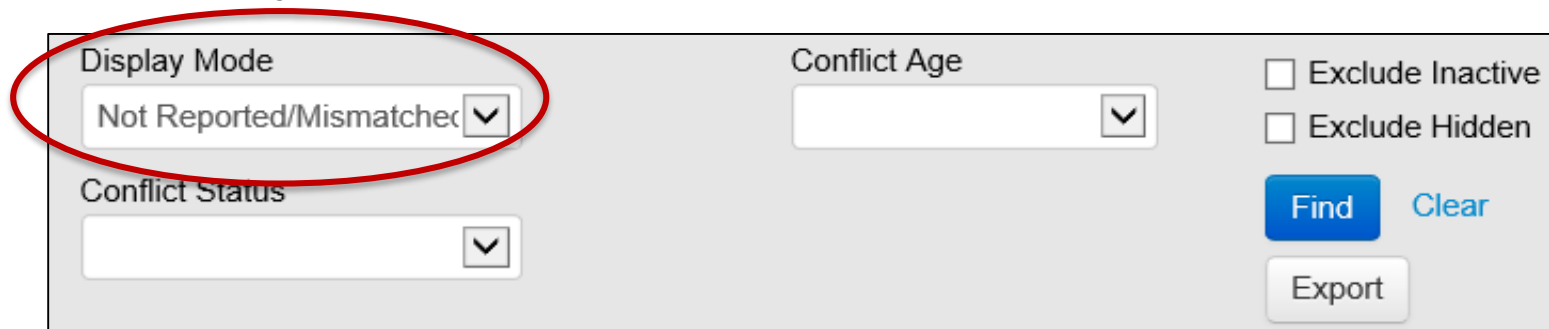
SCR Conflicts

▶ **Not** errors

- ▶ EPCT conflicts on FTE Adjustment Report
- ▶ Review and resolve/verify all conflicts

▶ “Not Reported/Mismatched”

- ▶ Separate Display Mode dropdown option
- ▶ Other districts says you should be reporting but you’re not



Display Mode
Not Reported/Mismatched ▼

Conflict Age
▼

Conflict Status
▼

Exclude Inactive
 Exclude Hidden

[Find](#) [Clear](#)

[Export](#)

SOES Beginning of Year Student and Student Contact Collections

- ▶ Regular Student (S) collection submissions populate SOES application in ODDEX
 - ▶ Small portion of student data sent to SSDT for SOES Student Profile
- ▶ Contact Collection submissions populate address information
 - ▶ Must submit student contact records every year
 - ▶ Merge performed based on SSID and Effective Date as reported on Student Contact Address (FG) Record


SOES Auto Approval

- ▶ Resident district prevented from flagging when
 - Current year record identical to previous year record, **and**
 - Final disposition of previous year record was reviewed/approved

Date Range	Review Flags	Comments
09/28/2017	• Student residency auto approved based on no changes in data from prior year	• Posted By <u>ODE Auto Approve</u> On 09/28/2017, 262 days ago Generated msg. ODE auto reviewed based on prior year data.

- ▶ Critical elements that must be identical
 - Parent/Guardian
 - Address
 - District of residence


SOES Auto Approval, cont.

- ▶ Resident district has proof student moved but Community school has not updated address
 - ▶ Resident district post comment to request address update
- ▶ Resident district will have ability to escalate 14 days after commenting
 - ▶ Look for green up arrow 
- ▶ Area coordinator has discretion to override when appropriate

GEN ISSUES REPORTS

Now Level 2 Reports

- ▶ Separate report for each Result Code in most collections
- ▶ Updated report explanation available

Collection Request / Report Name	LEA	Fatal	Critical	Warn	Info	Total	Category
▼ End of Year Student Collection (FY18) (2018S3TRD)							
 (GNIS-027) Gen Issues - Accountability - MOA Check - Roll-up to State	Hogwarts	123456	0	0	0	<u>1</u>	<u>1</u> Gen Issues

Gen Issues Report Example

RPT DEST IRN	LEVEL 2 REC TYPE CODE	RESULT CODE	RESULT CODE DESCR	ERR SEV CODE	DATA CLCTN DATE	BLDG IRN	HB410 STUDNTS	TOTAL STDNTS
043816	GNIS-418	IS0418	High Excessive Absence Rate	I	2018-06-24	Not Available	276	351

PERCENT HB410 NOTIFIED	QUESTN CNTCT NAME	CHECK DESCR
78.6	Severus Snape	Large Percentage of Students Notified of Excessive Absences: Flags districts/community schools/buildings for which 25% or more of students' parents have been notified of excessive absences. Check count of students reported in the EMIS Student Truancy and Excessive Absence Record with an EXCSSV_ABSNCE_EVENT_CODE of 'A'.

- ▶ Fields are unique to each report
- ▶ Generated by business office
 - ▶ Contact Data Manager with questions

ASSESSMENTS

CTE Technical Assessment (GY) Record

- ▶ New FY18 assessment codes
 - Published in EMIS Manual Section 2.8.1, v 2.1
- ▶ Report actual score for each assessment
 - Numeric for new codes
 - A/I/N/P for legacy summative codes

Excluded Reports

- ▶ Districts upload all assessment records in one FA file
- ▶ Each collection pulls only the records it needs
- ▶ All others appear on excluded reports
- ▶ Be on the lookout for required records!
 - Should be on missing list?
- ▶ Two reports in each Assessment collection
 - Counts of Assessment Records Excluded Report
 - Excluded Student Assessment Record Report

Counts of Assessment Records Excluded Report

- ▶ Example from Career Tech Assessment (A) Collection
- ▶ Total of 6 Industry Credential (GW) Records excluded

Assessment Type	Invalid IRN (FA040) Count	Invalid Assessment Type (FA060) Count	Invalid Required Test Type (FA215) Count	Invalid Assessment Subject (FA205) Count	Invalid Test Grade Level (FA200) Count	Invalid Test Date (FA210) Count	Total
GB-ELA	0	2	0	0	0	0	2
GW-Industry Credential	0	0	0	3	0	3	6

Excluded Student Assessment Record Report

Records Excluded

2018A000236000010425GW**CH7720161201STR*****P FA205

- ▶ 2018 = Fiscal Year (FA020)
- ▶ A = Collection code (FA030)
- ▶ 000236 = District IRN (FA040)
- ▶ 000010425 = EMIS Student ID (FA050)
- ▶ GW = Assessment Type (FA060)
- ▶ ** = Test Grade Level (FA200)
- ▶ CH77 = Assessment Area Code (FA205)
- ▶ 20161201 = Test Date (FA210)
- ▶ STR = Required Test Type (FA215)
- ▶ ** = Grade level of student at time of test (FA220)
- ▶ ** = Type of Accommodation (FA225)
- ▶ * = Score Not Reported (FA235)
- ▶ P = Score (FA240)
- ▶ FA205 = Assessment Area Code

Supplementary Reports

- ▶ List of extra records
 - ODE did not expect from your district
 - Not on Missing Report
- ▶ District can submit or remove
- ▶ Example 1: Vendor file uploaded by district included results for open enrolled out students
- ▶ Example 2: JVS uploaded EOC results for non-direct enrolled students

ODDEX

SOES Flagging

- ▶ District can place a funding flag if proof the child is not a resident
 - ▶ “Documented Challenge”
 - ▶ Add comment requesting updated proof of residency
- ▶ Do not flag if the child never enrolled in the district
- ▶ Area coordinator can recommend override if
 - ▶ Resident district will not remove flag
 - ▶ Community school will not update data
- ▶ Search Department website, keyword “SOES”

CCP Flagging

- ▶ Appropriate reasons to stop funding
 - Beyond full time
 - Not enrolled in district
 - Enrolled in district
 - Not in course, or
 - Different district pays, or
 - Alternative payment agreement
- ▶ College has ability to escalate flagged records if conflict cannot be resolved
- ▶ Search Department website, keyword “CCP”

Tuition Flagging

▶ Paying district flags

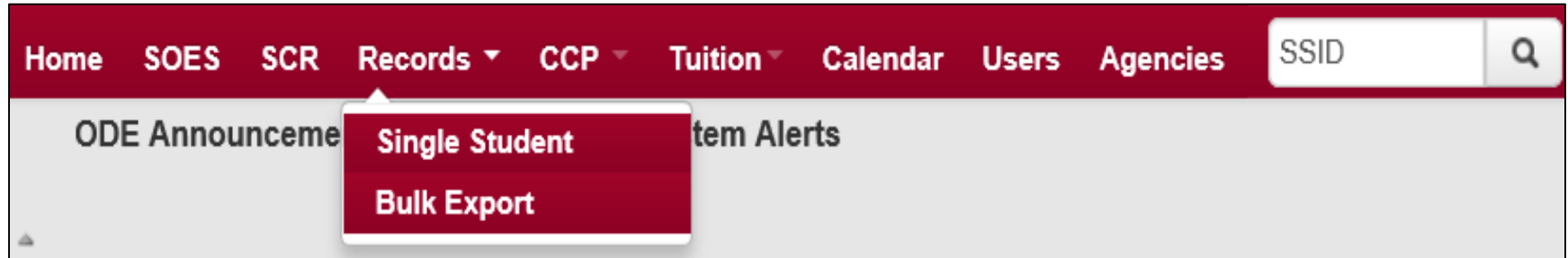
- ▶ Age Invalid
 - ▶ Under 5 or over 22 years old
- ▶ Not Resident District
- ▶ Court Order Requested
- ▶ Tuition Waiver
- ▶ SSID Mismatch

▶ Educating district flag

- ▶ Not Claiming Tuition

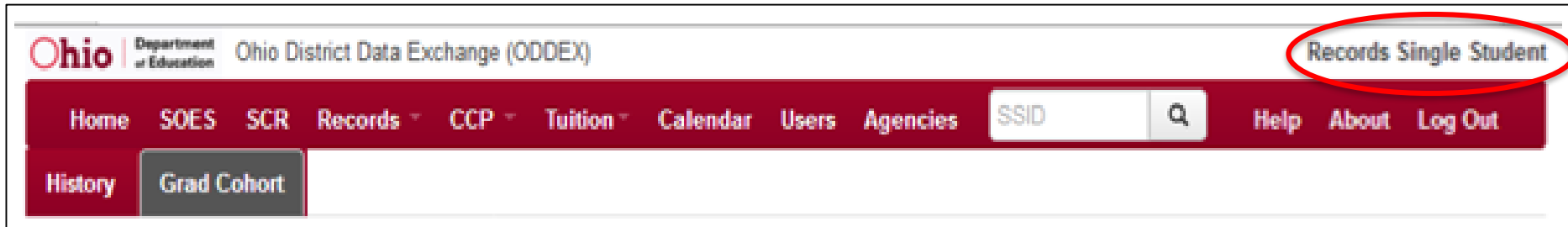
▶ Search Department website, keyword “Tuition”

Records



- ▶ Was History
- ▶ Drop down options
 - ▶ Single Student
 - ▶ Bulk Export
- ▶ See ODDEX Wiki

Grad Cohort Tab – New



- ▶ Resource for cohort/grad rate info
 - Use to identify issues
- ▶ Same functionality as other History areas
- ▶ EMIS coordinators and superintendents have default access
- ▶ “Data View-ODDEX Records Grad” role now in OEDS

Event Listing

- ▶ Historical grad data back to FY14
- ▶ Each district reporting an SSID will see all events up to/through withdrawal
 - ▶ Including first admission event after withdrawal
- ▶ Critical data value associated with each event

Name		SSID	Birthdate					
Cohort IV, Grad		CH0000004	07/15/2002					
Event Date	Event Code	Key Event Data	Accountable LEA	Accountable Building	Data Source LEA	Data Source FY	Data Source Collection	Override Related
08/12/2020	ACNT4 - Accountable - 4 Year Cohort	2018	625111	456789	020792	2020	2020S3TRD	N
11/01/2017	ENROL - Enrollment/Bldg Change	*			020792	2018	2018S3TRD	N
10/31/2017	WTHSY - School year withdraw	41			625111	2018	2018S1TRD	N

Questions?



education.ohio.gov

Social Media

facebook

Ohio Families and Education
Ohio Teachers' Homeroom

Linked in

ohio-department-of-education

Storify

storify.com/ohioEdDept

twitter

@OHEducation

You Tube

OhioEdDept