

Troubleshooting the Where Kids Count Report



The Ohio Department of Education funds development of EMIS training materials as part of the EMIS Alliance grant. There is an expectation that ITCs will utilize these materials in training provided to your districts. That said, there are restrictions on use of the EMIS Alliance materials as follows: Materials developed as part of the EMIS Alliance program must be provided at no cost to your training participants. If you utilize the EMIS Alliance training materials – in whole or in part – you must not charge participants a fee to attend the class where the materials are used. Likewise, you may not use the materials or any portion thereof in any event where a fee is charged to attend. Exceptions must be approved in writing by the Department of Education in advance of scheduling/promoting any event which may violate these restrictions.

Questions regarding appropriate use of EMIS Alliance materials, or requests for exception to the restrictions noted above, should be directed to Melissa Hennon [Melissa.Hennon@education.ohio.gov].



Overview

- WKC Report
 - Generated using EMIS data from traditional districts, ESCs, community schools, and STEM schools
 - Contains result codes that indicate where the student will count if the student is included in accountability measures
- This presentation will focus on troubleshooting the WKC reports
 - Resolve data reporting issues
 - Verify data for accuracy and completeness

Outline

- Where Kids Count (WKC) Process
- Assigning Majority of Attendance and Accountability IRNs
- Accessing and Preparing the WKC Report
- Student Attending Situations and Where Kids Count
- WKC Summary Report

WKC Process

- LEAs assign MOA IRNs to students based on Full Academic Year (FAY) criteria that are specific to assessment requirements
 - Incorrect assignment of MOA IRNs can negatively impact accountability measures
- LEAs report student EMIS data that is used in WKC calculations (How Received, Sent To, EL, etc.)
- WKC Reports contain WKC IRNs and WKC Result Codes assigned based on district data

Assigning Majority of Attendance and Accountability IRNs

Assigning MOA IRNs

- IRN of the building or district where a student is continuously enrolled from the Friday of the first full week of October through the MOA End Date, March 31
 - This timeframe is referred to as a Full Academic Year (FAY)
- Located on the Student Attributes – No Date (FN) Record
- JVSDs are not required to report MOA or Accountability IRNs (can report default values of *****)
- ESCs must report MOA IRNs for preschool students

MOA End Dates Removed

MOA End Date of March 31 is based on assessment requirements, not whether student actually took the test

Grade	Test	MOA End Date
Students in grades K-8 and untested students		
Any	Untested	March 31
	Alternate Assessment: ELA, Math	March 31
3-8	Next-Gen Ohio's State Tests Spring: all subjects	March 31
Students who were first-time ninth graders before July 1, 2014		
9-12	OGT (Reading, Writing, Math, Science, Social Studies); not taking American History or American Government	March 31
9-12	OGT (Reading, Writing, Math, Science, Social Studies); taking American History or American Government	March 31
Students who were first time ninth graders on or after July 1, 2014		
9-12	Next-Gen Ohio's State Tests Fall: taking ELA or Math and not taking any spring assessments	March 31
	Next-Gen Ohio's State Tests Spring: all spring assessments	March 31

This (partial) chart is from the EMIS Manual, section 2.6 Student Attributes-No Date (FN) Record

MOA IRN Levels

- Building Level - Student continuously enrolled in one building in the district for a FAY
 - Report the building IRN
- District Level - Student continuously enrolled in the district for a FAY but enrolled in multiple buildings
 - Report the district IRN
- State Level - Student not continuously enrolled for a FAY
 - Report *****

MOA IRNs

- Must be a building or district IRN that belongs to the reporting entity
- Resident/Sending district reports the building IRN the student would attend in the district for the following students
 - School aged student educated at an ESC
 - College Credit Plus participant (Sent to PS)
 - Student educated at County Board of Developmental Disabilities (Sent to MR)
 - Joint Vocational School Student (Sent to JV)
 - Contract Career Technical Student (Sent to CT)
 - Non-public placement at district expense (Sent to NP)

FAY Exception

- A student who is enrolled as of the Friday of the first full week of October, then leaves the district through one of the following codes, and then returns to the district prior to the end of the school year will be considered as continuously enrolled for a FAY
 - CE - Court ordered institutional placement in a facility as defined by ORC §2151.65 or §2152.41
 - CI - All court ordered institutional placements other than foster care and facilities defined by ORC §2151.65 or §2152.41
 - NI - Non-court ordered or foster care institutional placement
- Verify correct MOA IRN assignment for these students

Gen Issues MOA Error

IS0027 Majority of Attendance – Roll-up to the State

- Occurs when 20% or more of students have a MOA of ***** which counts the students at the state level
- Review students reported with MOA IRN of *****
 - Current Student Collection, Data Collector Submission data, FN file
 - WKC Report, students with Result Code WK0004
- If the MOA IRNs are correctly reported, then the Gen Issues error can be ignored.
- Questions about this error can be directed to Adam Schiming from the Office of Accountability and Continuous Improvement
 - Adam.Schiming@education.ohio.gov

Accountability IRN

Students simultaneously enrolled in two buildings or attending a special program in another building may be reported with the IRN of the responsible building

- Report an Accountability IRN to count the student at the responsible building on the Student Attributes – No Date (FN) Record
- Must be enrolled for a FAY to report anything other than *****
- To report an Accountability IRN, the MOA IRN must be a building
- If not applicable, report an Accountability IRN of *****

Software Demonstration

Since attendee software varies, ITCs should demonstrate or explain the process in the applicable student information software system to assign MOA IRNs

- Use the Student Information System (SIS) to demonstrate how MOA IRNs can be viewed or exported for data verification

Quick Check

MOA IRNs and Accountability IRNs should be assigned and carefully reviewed for accuracy as these are critical elements in the WKC process.

- Are MOA IRNs assigned for all students at the correct level?
- Have students who were not enrolled for a FAY been reported with an MOA IRN of *****?
- Have accountability IRNs been assigned appropriately?


Accessing and Preparing the WKC Report

WKC Reports

- WKC Reports for traditional districts and ESCs
 - Midyear Student Collection
 - End of Year Student Collection
- WKC Reports for community schools and STEM districts
 - SOES End of Year Student Collection
- Collections must be processed for reports to be generated
- Two WKC Level 2 Reports
 - (WKCD-001) Where Kids Count
 - (WKCD-002) Where Kids Count Summary

Level 2 Reports

WKC Reports are available in the Level 2 Reports link


 **End of Year Student Collection (FY22)**
FY22-S-TRAD Final: Collection required for all Traditional Districts, JVSs, ESCs, and State Supported Schools. Source file(s) for DT, GI, FS, FD, FB,...

Submissions: May 05, 2022 - July 13, 2022 (59 days till close)
Version: 1
Status: The collection was submitted May 12, 2022 at 03:34:20 PM
Submission Status: Processing Completed (May 12, 2022 at 03:34:29 PM)
Submission Number: 4 (attempt 1)
Actions: [Start Collection](#)
[Add New Scheduled Collection](#)
[Set Default Collection properties](#)

From ODE: [Level 2 Reports](#)

Submit Errors: [None \(has other errors or warnings\)](#)
Prepare Outputs: [Level 1 Validations](#)
[View submission 4 Data](#)

[Refresh](#) | [Restore Defaults](#)

 **SOES End of Year Student Collection (FY22)**
FY22-S-SOES Final: Collection required for all Community Schools. Source file(s) for GI, FS, FB, FD, FN, FE, FC, FL, FR, FT, GD, GE, GG, GJ, and GQ st...

Submissions: January 03, 2022 - July 13, 2022 (59 days till close)
Version: 6
Status: The collection was submitted May 05, 2022 at 03:47:52 PM
Submission Status: Processing Completed (May 05, 2022 at 03:47:56 PM)
Submission Number: 35 (attempt 1)
Actions: [Start Collection](#)
[Add New Scheduled Collection](#)
[Set Default Collection properties](#)

From ODE: [Level 2 Reports](#)

Submit Errors: [None \(has other errors or warnings\)](#)
Prepare Outputs: [View submission 35 Data](#)

[Refresh](#) | [Restore Defaults](#)

Generate and Open Level 2 Reports

Collection request FY22 S
TRAD Final or FY22 S SOES Final
depending on your LEA type

Tip: Narrow results by using
WKC in the filter “Report
Name Includes”

Data Feedback Reports and Files

Pre-Submission to ODE
[Level 1 Details](#)

Post-Submission and Processing by ODE
[Highlights and Recent](#) | [Level 2 Details](#) | [Received Files Details](#)

Level 2 Details

Choose the filter criteria then click the Show Reports link to generate the list of Level 2 reports matching these criteria. To see the option to *Generate a single .zip file for all reports (.csv)*, you must select a single Report Name, or select a single LEA and a single Collection Request or a single Category.

Filter Options

LEA: **Collection Request:** Data Set: School Year: Category:

LEA IRN: Report Name: Last Activity Within: Show closed collections

Processed on or after: (mm/dd/yyyy) Last Updated on or after: (mm/dd/yyyy)

With Data Only: Exclude reports with 0 rows **Report Name includes:**

Display Options

Group By: Collection Request LEA Level 2 Report Category Data Set None

File Format: HTML CSV CSV by Building IRN CSV by Other Field (see Field Name in the table below)

[Show Reports](#) | [Restore Defaults](#) | [Reset Date textboxes](#)

Select “Show Reports”

Generate and Open Level 2 Reports

Filter Options

LEA: Collection Request: Data Set: School Year: Category:

LEA IRN: Report Name: Last Activity Within: Show closed collections

Processed on or after: (mm/dd/yyyy) Last Updated on or after: (mm/dd/yyyy)

With Data Only: Exclude reports with 0 rows Report Name includes:

Display Options

Group By: Collection Request LEA Level 2 Report Category Data Set None

File Format: HTML CSV CSV by Building IRN CSV by Other Field (see Field Name in the table below)

[Show Reports](#) | [Restore Defaults](#) | [Reset Date textboxes](#)

(Total Count: 2)

Collection Request / Report Name	LEA	Fatal	Critical	Warn	Info	Total	Category	Data Set	Field Name	Process Date	Last Up Date	Submission	Help Page
▼ Midyear Student Collection (FY22) (2022S2TRD) (Count: 2)													
<input checked="" type="checkbox"/> (.WKCD-001) Where Kids Count		0	0	211	1585	1796	Student Reports	S		04/13/22 00:00	04/13/22 21:18	25 Unknown	Help ...
<input checked="" type="checkbox"/> (.WKCD-002) Where Kids Count Summary		0	2	2	26	30	Student Reports	S		04/13/22 21:20	04/13/22 21:18	25 Unknown	Help ...

[Generate a single.zip file for all reports](#) [Export report information to a .csv file](#)

Click on the link to download the ZIP file or download just the WKC reports

WKC Report Error Categories

- WKCD-001 WKC Report can contain fatal, warning, and informational severity levels
- WKCD-002 WKC Summary Report can contain critical, warning, and informational severity levels

Collection Request / Report Name	LEA	Fatal	Critical	Warn	Info	Total	Category	Data Set	Field Name	Process Date	Last Upd Date	Submission	Help Page
(Total Count: 2)													
▼ Midyear Student Collection (FY22) (2022S2TRD) (Count: 2)													
(WKCD-001) Where Kids Count		0	0	841	7	848	Student Reports	S		03/26/22 00:00	03/24/22 22:14	19 Unknown	Help ...
(WKCD-002) Where Kids Count Summary		0	5	0	2	7	Student Reports	S		03/26/22 21:32	03/24/22 22:14	19 Unknown	Help ...

[Generate a single.zip file for all reports](#) | [Export report information to a .csv file](#)

Best practice is to open the entire report and not focus on specific severity levels

Prepare the WKC Report

Prepare both WKC reports for analysis

- Select header row and wrap text
- Freeze top row
- Justify column width
- Apply filter
- Better yet, run your macro!

(WKCD-001) WKC Report Data

- LEA IRN – IRN of the LEA receiving the report
- Severity Code – Fatal, Warning, or Informational
- Student SSID, EMIS ID, and Name
- Result Code and Description – Uses WKC methodology to assign

	A	B	C	D	E	F	G	H	
		Severity						RESULT	
1	LEA IRN	Code	SSID	EmisId	Last Name	First Name	Middle Name	CODE	RESULT DESCR
2	LEA IRN	I	LJ6440206	123456789	Last Name	First Name	Middle Name	WK0001	Student enrolled in one building within a
3	LEA IRN	I	SS8660662	123456790	Last Name	First Name	Middle Name	WK0001	Student enrolled in one building within a
4	LEA IRN	I	LT4488808	123456791	Last Name	First Name	Middle Name	WK0001	Student enrolled in one building within a

WKC Report Data, cont'd

- WKC IRN – Where student will count based on EMIS data and WKC Methodology
- Attending ORG IRN and Assigned ORG IRN – Attending and Assigned building IRNs from the Student Standing (FS) Record
- **Where Kids Count Code – no longer used**
- Majority of Attendance and Accountability IRNs – As reported on the Student Attributes – No Date (FN) Record

	J	K	L	M	N	O
		ATNDNG	ASSGN ORG	WKC	MAJORTY	
		ORG IRN	IRN	COI	OF ATTND	
1	WKC IRN	ORG IRN	IRN	COI	IRN	ACNTBL IF
2	Elem Bldg	Elem Bldg	*****	01	Elem Bldg	*****
3	Elem Bldg	Elem Bldg	*****	01	Elem Bldg	*****
4	Elem Bldg	Elem Bldg	*****	01	Elem Bldg	*****

WKC Report Data, cont'd

- English Learner (EL) Code, State Equivalent Grade Level, Foreign Exchange Graduation Plan, and Student Attributes Start Date from the Student Attributes – Date Effective (FD) Record
- Enroll Reason (How Received), Relevant Sent Reason, and Student Standing Start Date from the Student Standing (FS) Record
- ~~Error Severity Number aligns with Column B Severity Code~~

P	Q	R	S	T	U	V
	STATE EQUIV GRADE LEVEL	ENRL REASON	FORGN EXCHG GRAD PLAN	RELEVANT SENT REASON	STDNT STAND START DATE	STDNT ATTRIBS START DATE
LEP COI	CODE	CODE	CODE	REASON	DATE	DATE
L	01	*	*	**	2022-01-20 00:00:00.0	2022-01-20 00:00:00.0
L	KG	D	*	**	2021-09-29 00:00:00.0	2021-09-29 00:00:00.0
S	10	9	*	**	2022-01-13 00:00:00.0	2022-01-13 00:00:00.0

Quick Check

WKC Reports are contained within the Level 2 Reports. WKC Reports should be reviewed often, so keep a baseline report and consider saving reports in an Excel workbook for easy comparison as subsequent WKC Reports are reviewed.

- Can you open and prepare the WKC Report from the Level 2 Reports?
- Do you have a process for frequently reviewing the report and saving your work between reports?
- Are you sharing this report with other district staff for verification purposes?

Student Attending Situations and Where Kids Count

EMIS and Where Kids Count

- Students can count at
 - Educating Building
 - Sending Building
 - Resident District
 - Educating District
 - State Level
- Students who count at a building will also count at the district and state levels
- Students who count at the district level will also count at the state level
- Students could count only at the state level

EMIS and Where Kids Count, cont'd

- EMIS coding determines where students count
 - WKC calculations are based on the student's Student Standing (FS) and Student Attributes – Effective Date (FD) Records as of March 31
- A student may have an MOA IRN of a building or district but still get rolled up to only the state level because of their attending situation or Student Attributes – Date Effective (FD) Record elements

Records and Elements

- Elements critical in determining where kids count-
 - Student Standing (FS) Record
 - District Relationship
 - Effective Start Date
 - How Received
 - Sent Reason
 - Student Attributes – Date Effective (FD) Record
 - Foreign Exchange Student Graduation Plan
 - English Learner
 - State Equivalent Grade Level
 - Student Attributes – No Date (FN) Record
 - Accountability IRN
 - Majority of Attendance IRN

Troubleshooting WKC IRNs and Result Codes

Filter on the WKC Result Code column

	A	B	C	D	E	F	G	H	
1	LEA IRN	Severity Code	SSID	EmisId	Last Name	First Name	Middle Name	RESULT CODE	RESULT DESCR
2	LEA IRN	I	EZ1898909	12345680					nt enrolled in o
3	LEA IRN	I	QX1113383	12345687					nt enrolled in o
4	LEA IRN	I	JB7184660	12345682					nt enrolled in o
5	LEA IRN	I	TC7062229	12345690					nt enrolled in o
6	LEA IRN	I	DK3359388	12345680					nt enrolled in o
7	LEA IRN	I	JR9921517	12345682					nt enrolled in o
8	LEA IRN	I	OR5156805	12345686					nt enrolled in o
9	LEA IRN	I	AS5642475	12345678					nt enrolled in o
10	LEA IRN	I	QT7114716	12345687					nt enrolled in o
11	LEA IRN	I	JY6069899	12345682					nt enrolled in o
12	LEA IRN	I	XY2235131	12345694					nt enrolled in o
13	LEA IRN	I	HM2021548	12345681					nt enrolled in o
14	LEA IRN	I	QY3363901	12345688					nt enrolled in o
15	LEA IRN	I	OU9928452	12345686					nt enrolled in o
16	LEA IRN	I	LK1556395	12345684					nt enrolled in o
17	LEA IRN	I	VB1205815	12345692					nt enrolled in o
18	LEA IRN	I	QM8995281	12345687					nt enrolled in o
19	LEA IRN	I	YH6184508	12345694					nt enrolled in o
20	LEA IRN	I	FY7299981	12345681					nt enrolled in o
21	LEA IRN	I	NT4725281	12345685					nt enrolled in o
22	LEA IRN	I	VO7953264	12345693					nt enrolled in o
23	LEA IRN	I	JO6264195	12345682					nt enrolled in o
24	LEA IRN	I	UZ1979986	123456922	Last Name	First Name	Middle Name	WK0001	Student enrolled in o

The DEMO files contains 11 Possible Result Codes



Not Enrolled for a FAY

Result Code **WK0004**

- MOA IRN = *****
- WKC IRN = *****
- Severity Code = Warning
 - Student is not enrolled in either a building or a district for a FAY
 - Includes students with How Received codes
 - 6 - In-state Student Attending Nonpublic School
 - 1 - Student receiving non-instructional, supplementary or related services
 - Student counts at the state level
 - A significant number of students with a MOA IRN of ***** will generate the General Issues error IS0027 Majority of Attendance – Roll-up to the State

Not Enrolled for a FAY - Exception

Result Code **WK0004**

- MOA IRN = *****
- WKC IRN = *****
- Severity Code = Warning
 - Student is enrolled in either a building or a district and could meet FAY
 - DOR has reporting responsibilities, but the student will not graduate from that district, the student remains in this situation for the entire school year (open enrolled out, foster court placed out, etc..)
 - Includes Sent Reason codes FC, OE, FP, 64, etc.
 - Student does not qualify for other Result Codes during the WKC process
 - Student will appear to count at the state level, however the student will appear differently for the educating district based on their reporting

No WKC IRN

Result Code **WK0010**

- MOA IRN = No valid value reported
- WKC IRN = ???????
- Severity Code = Fatal
 - Fatal error because no MOA IRN was reported and no WKC IRN value can be assigned
 - Student will not be included in any accountability calculations
 - Can occur in the case of a summer withdrawal who is assigned to the state calendar (See FTE Detail report)
 - Correct EMIS reporting so that the student is assigned to a district calendar on the FTE Detail report

Count at Educating Building

FAY and percent of time greater than zero (District Relationship = 1) and How Received

- * - Not Applicable
- 3 - In-state, non-resident, non-tuition, non-contract student (unauthorized student)
- 7 - Non-resident residing with grandparent (ORC §3313.64)
- 8 - Non-resident senior year
- 9 - Non-resident open enrollment student
- A - Non-resident student, parent is a district employee (ORC §3313.64)

Count at Educating Building cont'd

FAY and percent of time greater than zero (District Relationship = 1)
and How Received

- C - Foster placed
- D - Court Placed non-Foster
- G - Foster Placed student who open enrolls into a third LEA
- J - Non-foster student placed under program of the county children and family services department, without court involvement
- R - Jon Peterson Scholarship Program participant
- S - Superintendent's Agreement
- W - Non-resident attending under Title 1 Public School Assistance
- Y - Placed in DYS (reported by DYS)

Count at Educating Entity

- **FAY and How Received**
 - M - Student attending a community school
- **Conversion Community School**
 - Students also count in the sponsoring traditional district's accountability calculations unless the school is designated as a dropout recovery and prevention school
- **Start-up Community School**
 - Students will not be included in the traditional district's accountability calculations unless the community school and traditional school district where the school is located have filed a "District Roll Up of Affiliated New Startup Community School's Performance Data, Fiscal Year 2022" form available through the Office of Community Schools

STEM Students

- STEM “district” is similar to a community school
 - Count at educating STEM district and resident district
 - If enrolled for FAY and How Received
 - K - Student attending a STEM district
- STEM “school” is a building within a traditional district
 - Count at STEM school (building and district)
 - **Do not count back at the resident district**
 - If enrolled for FAY and Reported as a Non-resident

Count at Sending Building or District

FAY and Sent to

- CT - Contract Career Technical Education
- CR - Resident District Career Technical Education Participant Reported by community schools only and counts at the community school
- ES - Educational Service Center Preschool Program Participant
- JV - Joint Vocational School District Participant
- MR - BDD/MRDD Program Participant
- NP - Non-public school placement at district expense
- OS - State School (OSB/OSD) Program Participant
- PI - Proprietary Institution Program Placement
- PS - College Credit Plus Program Participant

One Building for FAY

Result Code **WK0001**

- MOA IRN = Building IRN
- WKC IRN = Building IRN
- Severity Code = Informational
 - Student is enrolled in one building within a district for a FAY
 - Student counts at the building where the FAY criterion is met
 - Student also counts at the district and state levels
 - Verify that the student is being reported correctly

FAY and Accountability IRN

Result Code **WK0002**

- MOA IRN = Attending Building IRN
- Accountability IRN = Accountable Building IRN
- WKC IRN = Accountable Building IRN
- Severity Code = Informational
 - Student enrolled in one building within a district for a FAY, but district has determined that the student should be included in another building within the reporting district for accountability purposes
 - **Accountable building IRN should match the Assigned Building IRN on the Student Standing (FS) Record**
 - Student counts at the building indicated in the Accountability IRN by the educating entity and counts at the district and state levels

FAY and Multiple Buildings or District Only IRN

Result Code **WK0003**

- MOA IRN = District IRN
- WKC IRN = District IRN
- Severity Code = Informational
 - Student is enrolled in the district for a FAY and changes from one building to another within the district
 - Student counts at the district level and state level
 - **ESCs, Community schools, and STEM districts will see this code since they have a district IRN and not a building IRN**

Institutional Placement

- **FAY and How Received**
 - P - Court Placed students, excluding foster care and facilities defined by ORC §2151.65 or §2152.41
 - Q - Court Placed students, facility defined by ORC §2151.65 or §2152.41, reporting district is educating
 - T - Student placed in non-court ordered institutions
 - Also includes situations where students are reported with How received of P, Q, or T along with a Sent to value of CT, JV, MR, OS, or PS

Institutional Placement - Count at State Level

Result Code **WK0005**

- MOA IRN = Building IRN, District IRN, or *****
- WKC IRN = *****
- Severity Code = Informational
 - Student is placed into an institution either via court placement or parental placement as of March 31
 - Student counts at the state level

Special Education Cooperative

- **FAY and How Received**
 - B - Non-resident student attends a district Special Education Program
 - Includes students reported with a How Received code of B along with a Sent to code of CT, JV, MR, OS, or PS
- This situation is specific to special education students who attend a special education program in another school district and is not applicable to ESC special education units

Special Education Cooperative - Count at Resident/Sending District

Result Code **WK0006**

- Educating District MOA IRN = Building IRN
- Resident/Sending District WKC IRN = District IRN
- Severity Code = Informational
 - Student participates in a special education cooperative program in another district and is in the educating district for a FAY
 - Student counts in the resident/sending district
 - Will appear on both entity's reports based on the educating district's data
 - Counts at educating district for the AMO participation rate calculation
 - Counts at resident/sending district for all other accountability calculations

Scholarship Students Count at State Level

- Sent to
 - AU - Autism Scholarship Program Participant
 - JP - Jon Peterson Scholarship Program Participant
 - In this situation the Jon Peterson Provider is **not an EMIS reporting LEA**
- Result Code **WK0007**
 - MOA IRN = *****
 - WKC IRN = *****
 - Severity Code = Informational
 - Student participates in Autism, Jon Peterson Scholarship, counts at state level
 - Autism Scholarship and Jon Peterson Scholarship students educated by a non-EMIS reporting entity also count at the state level

English Learner

FAY and English Learner (EL) Status L or S

- L - EL Enrolled in U.S. Schools for first time (1 to 180 school days)
- S - EL Enrolled in U.S. Schools for 2nd Year (181 to 360 school days)
- A recently arrived EL student who has been enrolled in U.S. schools no more than 2 school years will be removed from all proficiency calculations
- EL students must be tested in all subjects and must take the Ohio English Language Proficiency Assessment (OELPA)
- Students who exit EL will be included in the EL subgroup for up to **4 years** after they exit

Some English Learners- Count at State Level

Result Code **WK0008**

- MOA IRN = Building IRN, District IRN, or *****
- WKC IRN = *****
- Severity Code = Informational
 - Recently arrived EL student who has been enrolled in US schools less than 2 years when English Learner(EL) = L or S
 - Student counts at the state level

Foreign Exchange

- Foreign exchange students
 - Grade 10 in U.S. less than 180 days (FD190 not *)
 - Grade 11 and 12 in U.S. less than 180 days, does not plan to graduate in Ohio (FD190 is N)
- Foreign Exchange Student Graduation Plan (FD190) valid options
 - * - Not applicable (student is not a foreign exchange student)
 - L - Foreign exchange student plans to graduate in Ohio but leave the United States after graduation
 - N - Foreign exchange student does not plan to graduate in Ohio
 - S - Foreign exchange student plans to graduate in Ohio and stay in the United States after graduation

Some Foreign Exchange - Count at State Level

Result Code **WK0009**

- MOA IRN = Building IRN, District IRN or *****
- WKC IRN = *****
- Severity Code = Informational
 - A recently arrived foreign exchange student who has been enrolled in U.S. schools less than 180 school days and does not plan to graduate in Ohio
 - Student counts at state level
 - **If SSID is found in a prior year's database, the foreign exchange student will count at the building**

Student Court Placed Out of State - District Responsible for Cost

Result Code **WK0011**

- MOA IRN = *****
- WKC IRN = *****
- Severity Code = Informational
 - The student will count at the state level
 - The district should be funded for the student, but the student will not be part of the district's accountability
 - The student must be reported as Sent to CO – Court placed out of state, LEA is responsible for paying cost of education, for a time period that spans over March 31

Quick Check

WKC Result Codes and WKC IRNs are assigned based on EMIS data. If the EMIS data reported is incorrect, the WKC Result Codes and WKC IRNs could be incorrect.

- Have Student Standing (FS) and Student Attributes – Date Effective (FD) Record elements been verified for accuracy?
- Have WKC IRNs been reviewed for accuracy?
- Are you saving your work for a baseline comparison to your previous report?

WKC Summary Report

(WKCD-002) WKC Summary Report

- Contains a count of students by State Equivalent Grade Level and by Majority of Attendance IRN as reported
- Compares the current year percentage to the prior End of Year Student Collection percentage
- Includes by severity code, the amount of percentage change across both years
- Example - Look for groups of students in a single grade level or demographic that are rolling up to the state, which could be an indication of incorrect data reporting

(WKCD-002) WKC Summary Report Data

- Reporting LEA IRN – IRN of the LEA receiving the report
- Severity Code – Critical, Warning, or Informational
- State Equivalent Grade Level as reported by the LEA
- Majority of Attendance IRN as reported by the LEA and Org Name

	A	B	C	D	E
1	RPTING LEA IRN	SEVERITY CODE	STATE EQUIV GRADE LEVEL CODE	MAJORITY OF ATTND IRN	ORG NAME
2	LEA IRN	C	PS	*****	STATE_LEVEL
3	LEA IRN	C	PS	ES Bldg	Elementary School
4	LEA IRN	C	23	HS Bldg	High School
5	LEA IRN	W	07	*****	STATE_LEVEL
6	LEA IRN	W	07	MS Bldg	Middle School
7	LEA IRN	W	KG	*****	STATE_LEVEL
8	LEA IRN	W	KG	ES Bldg	Elementary School
9	LEA IRN	I	01	ES Bldg	Elementary School

Student Counts

- PY (Prior Year) and CY (Current Year) Student Counts are a total by each unique combination of grade level and MOA IRN in each row
- PY and CY Overall Student Counts are all students in that grade level

F	G	H	I	J	K	L
PY STUDENT COUNTS	PY OVRL STUDENT COUNTS	PY PERCENT OF TOTAL	CY STUDENT COUNTS	CY OVRL STUDENT COUNTS	CY PERCENT OF TOTAL	PERC CHANG
4	10	40	12	19	63.16	23.16
6	10	60	7	19	36.84	-23.16
0	0	0	1	1	100	100
20	99	20.2	11	88	12.5	-7.7
79	99	79.8	77	88	87.5	7.7
16	72	22.22	10	92	10.87	-11.35
56	72	77.78	82	92	89.13	11.35

Percent of Total

- PY and CY Percent of Total values are calculated by dividing the Student Count by the Overall Student Count
- In the first row, 4 divided by 10 equals 40% for the prior year and 12 divided by 19 equals 63.16% in the current year

	A	B	C	D	E	F	G	H	I	J	K	L
	RPTING	SEVERITY	STATE EQUIV GRADE	MAJORITY OF		PY STUDENT	PY OVRL STUDENT	PY PERCENT	CY STUDENT	CY OVRL STUDENT	CY PERCENT	PERC
1	LEA IRN	CODE	LEVEL CODE	ATTND IRN	ORG NAME	COUNTS	COUNTS	OF TOTAL	COUNTS	COUNTS	OF TOTAL	CHANG
2	LEA IRN	C	PS	*****	STATE_LEVEL	4	10	40	12	19	63.16	23.16
3	LEA IRN	C	PS	ES Bldg	Elementary School	6	10	60	7	19	36.84	-23.16
4	LEA IRN	C	23	HS Bldg	High School	0	0	0	1	1	100	100
5	LEA IRN	W	07	*****	STATE_LEVEL	20	99	20.2	11	88	12.5	-7.7
6	LEA IRN	W	07	MS Bldg	Middle School	79	99	79.8	77	88	87.5	7.7
7	LEA IRN	W	KG	*****	STATE_LEVEL	16	72	22.22	10	92	10.87	-11.35
8	LEA IRN	W	KG	ES Bldg	Elementary School	56	72	77.78	82	92	89.13	11.35
9	LEA IRN	I	01	ES Bldg	Elementary School	63	76	82.89	55	70	78.57	-4.32

Percent Change

- Percent Change is calculated by subtracting the PY Percent of Total from the CY Percent of Total
- In the first row, CY Percent of Total of 63.16% minus PY Percent of Total, 40% equals a Percent Change of 23.16%

	A	B	C	D	E	F	G	H	I	J	K	L
	RPTING	SEVERITY	STATE EQUIV GRADE	MAJORITY OF		PY STUDENT	PY OVRL STUDENT	PY PERCENT	CY STUDENT	CY OVRL STUDENT	CY PERCENT	PERC
1	LEA IRN	CODE	LEVEL CODE	ATTND IRN	ORG NAME	COUNTS	COUNTS	OF TOTAL	COUNTS	COUNTS	OF TOTAL	CHANG
2	LEA IRN	C	PS	*****	STATE_LEVEL	4	10	40	12	19	63.16	23.16
3	LEA IRN	C	PS	ES Bldg	Elementary School	6	10	60	7	19	36.84	-23.16
4	LEA IRN	C	23	HS Bldg	High School	0	0	0	1	1	100	100
5	LEA IRN	W	07	*****	STATE_LEVEL	20	99	20.2	11	88	12.5	-7.7
6	LEA IRN	W	07	MS Bldg	Middle School	79	99	79.8	77	88	87.5	7.7
7	LEA IRN	W	KG	*****	STATE_LEVEL	16	72	22.22	10	92	10.87	-11.35
8	LEA IRN	W	KG	ES Bldg	Elementary School	56	72	77.78	82	92	89.13	11.35
9	LEA IRN	I	01	ES Bldg	Elementary School	63	76	82.89	55	70	78.57	-4.32

Percent Change and Severity Code

- Severity Codes are determined by the Percent of Change
 - Critical – Positive or negative change greater than 19.99%
 - Warning – Positive or negative change between 7.51 and 19.99%
 - Informational – Change between -7.5% and 7.5%

	A	B	C	D	E	F	G	H	I	J	K	L
	RPTING	SEVERITY	STATE EQUIV GRADE	MAJORITY OF		PY STUDENT	PY OVRL STUDENT	PY PERCENT	CY STUDENT	CY OVRL STUDENT	CY PERCENT	PERC
1	LEA IRN	CODE	LEVEL CODE	ATTND IRN	ORG NAME	COUNTS	COUNTS	OF TOTAL	COUNTS	COUNTS	OF TOTAL	CHANG
2	LEA IRN	C	PS	*****	STATE_LEVEL	4	10	40	12	19	63.16	23.16
3	LEA IRN	C	PS	ES Bldg	Elementary School	6	10	60	7	19	36.84	-23.16
4	LEA IRN	C	23	HS Bldg	High School	0	0	0	1	1	100	100
5	LEA IRN	W	07	*****	STATE_LEVEL	20	99	20.2	11	88	12.5	-7.7
8	LEA IRN	W	KG	ES Bldg	Elementary School	56	72	77.78	82	92	89.13	11.35
9	LEA IRN	I	01	ES Bldg	Elementary School	63	76	82.89	55	70	78.57	-4.32
10	LEA IRN	I	01	*****	STATE_LEVEL	13	76	17.11	15	70	21.43	4.32
11	LEA IRN	I	02	*****	STATE_LEVEL	16	78	20.51	12	79	15.19	-5.32
12	LEA IRN	I	02	ES Bldg	Elementary School	62	78	79.49	67	79	84.81	5.32

Analyzing the WKC Summary Report

Compare prior year to current year to identify potential reporting issues

- What could be the reason for the critical severity codes for grades PS and 23?
- What could be causing the warning severity codes for grades 07 and KG?
- A large percentage change could be an indication of a data reporting issue.

	A	B	C	D	E	F	G	H	I	J	K	L
	RPTING	SEVERITY	STATE EQUIV GRADE	MAJORITY OF		PY STUDENT	PY OVRL STUDENT	PY PERCENT	CY STUDENT	CY OVRL STUDENT	CY PERCENT	PERC
1	LEA IRN	CODE	LEVEL CODE	ATTND IRN	ORG NAME	COUNTS	COUNTS	OF TOTAL	COUNTS	COUNTS	OF TOTAL	CHANG
2	LEA IRN	C	PS	*****	STATE_LEVEL	4	10	40	12	19	63.16	23.16
3	LEA IRN	C	PS	ES Bldg	Elementary School	6	10	60	7	19	36.84	-23.16
4	LEA IRN	C	23	HS Bldg	High School	0	0	0	1	1	100	100
5	LEA IRN	W	07	*****	STATE_LEVEL	20	99	20.2	11	88	12.5	-7.7
8	LEA IRN	W	KG	ES Bldg	Elementary School	56	72	77.78	82	92	89.13	11.35
9	LEA IRN	I	01	ES Bldg	Elementary School	63	76	82.89	55	70	78.57	-4.32
10	LEA IRN	I	01	*****	STATE_LEVEL	13	76	17.11	15	70	21.43	4.32
11	LEA IRN	I	02	*****	STATE_LEVEL	16	78	20.51	12	79	15.19	-5.32
12	LEA IRN	I	02	ES Bldg	Elementary School	62	78	79.49	67	79	84.81	5.32

Current Year Data

- Filter on the (WKCD-001) Where Kids Count Report to drill down to students in each row of the (WKCD-002) Where Kids Count Summary Report
- Filter by Majority of Attendance IRN and State Equivalent Grade Level to see student level WKC data

(WKCD-001) Where Kids Count Report

	J	K	L	M	N	O	P	Q	R	S	T	U	V
				WKC CODE	MAJORITY OF ATTND IRN	ACNTBL IF	LEP CO	STATE EQUIV GRADE LEVEL CODE	ENRL REASON CODE	FORGN EXCHG GRAD PLAN CODE	RELEVANT SENT REASON	STDNT STAND START DATE	STDNT ATTRIBS START DATE
3	*****	MS Bldg	*****	1	PS Bldg	*****	N	PS	I	*	**	2021-07-01 00:00:00.0	2021-07-01 00:00:00.0
4	Dist IRN	MS Bldg	*****	5	MS Bldg	*****	N	8	T	*	**	2021-07-01 00:00:00.0	2021-07-01 00:00:00.0
5	MS Bldg	MS Bldg	*****	10	MS Bldg	*****	N	8	B	*	**	2021-07-01 00:00:00.0	2021-07-01 00:00:00.0
6	MS Bldg	MS Bldg	*****	1	MS Bldg	*****	N	6	9	*	**	2021-07-01 00:00:00.0	2021-07-01 00:00:00.0
7	MS Bldg	MS Bldg	*****	1	MS Bldg	*****	N	6	*	*	**	2021-07-01 00:00:00.0	2021-07-01 00:00:00.0
8	MS Bldg	MS Bldg	*****	1	MS Bldg	*****	N	6	C	*	**	2021-07-01 00:00:00.0	2021-07-01 00:00:00.0
9	MS Bldg	MS Bldg	*****	1	MS Bldg	*****	N	6	D	*	**	2021-07-01 00:00:00.0	2021-07-01 00:00:00.0
10	MS Bldg	MS Bldg	*****	1	MS Bldg	*****	N	7	D	*	**	2021-07-01 00:00:00.0	2021-07-01 00:00:00.0
10	MS Bldg	MS Bldg	*****	1	MS Bldg	*****	N	7	A	*	**	2021-07-01 00:00:00.0	2021-07-01 00:00:00.0

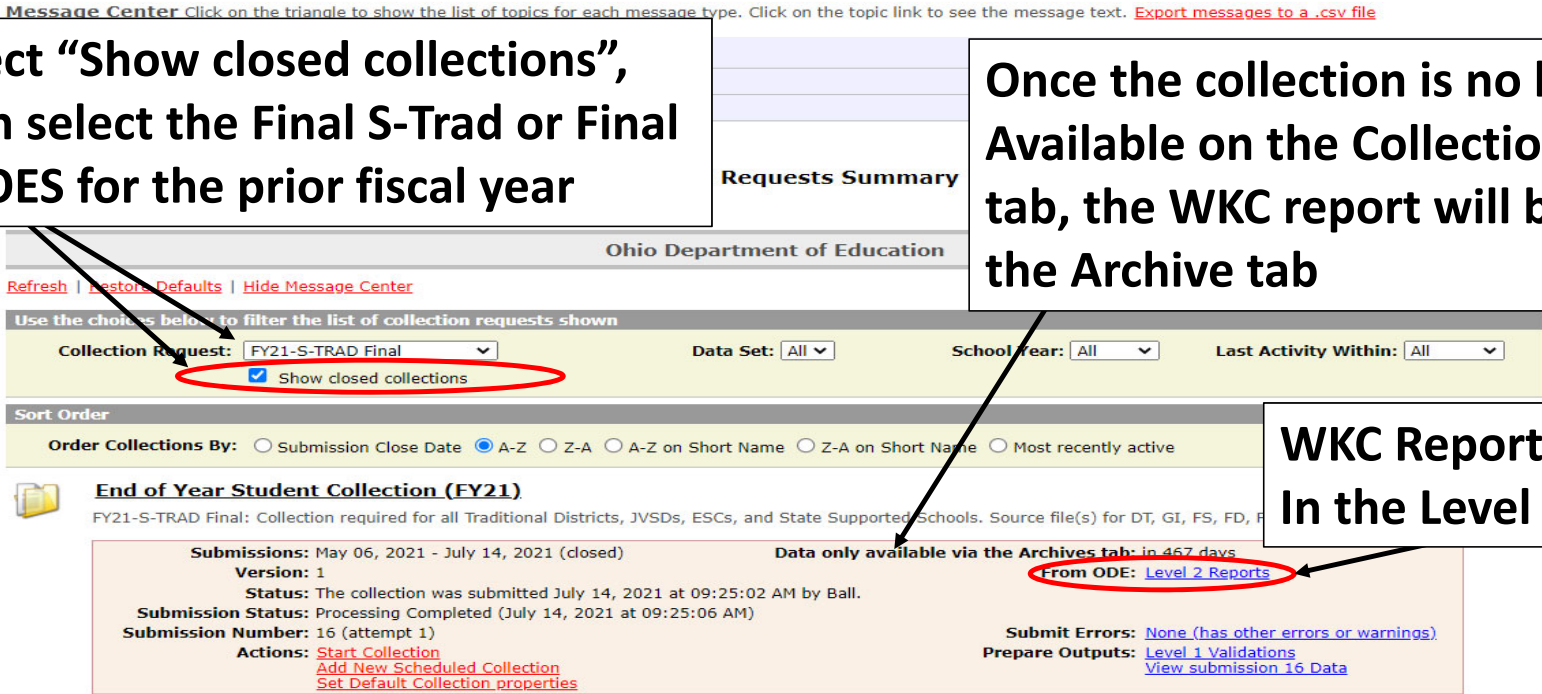
Prior Year Data

Prior year WKC Report can be found on the Collection Request Tab



Select "Show closed collections", then select the Final S-Trad or Final S-SOES for the prior fiscal year

Once the collection is no longer Available on the Collection Request tab, the WKC report will be available in the Archive tab



WKC Report is available in the Level 2 Reports Link

[Refresh](#) | [Restore Defaults](#)



Summary

- Where Kids Count rules are at the root of accountability calculations
- Districts must accurately report EMIS data and verify that Where Kids Count data is correct and complete
- Districts should verify accountability data in the Secure Data Center (SDC) once assessment data is loaded and available for review

Resources

- Current EMIS Manual
 - ODE Home > Topics > Data > EMIS > Documentation > EMIS Manual
- Level 2 Report Explanations: Where Kids Count
 - ODE Home > Topics > Data > EMIS > Documentation > EMIS Validation and Report Explanations
- Technical Documentation Ohio's Where Kids Count Business Rules
 - ODE Home > Topics > Data > Report Card Resources
- Your ITC

Questions?

If you would like a certificate of attendance for this training, you must complete the below feedback form within 5 business days of this training

<https://tinyurl.com/EA-District-Feedback>

