

Troubleshooting Career Technical Education (CTE) Reports

The Ohio Department of Education funds development of EMIS training materials as part of the EMIS Alliance grant. There is an expectation that ITCs will utilize these materials in training provided to your districts. That said, there are restrictions on use of the EMIS Alliance materials as follows: Materials developed as part of the EMIS Alliance program must be provided at no cost to your training participants. If you utilize the EMIS Alliance training materials – in whole or in part – you must not charge participants a fee to attend the class where the materials are used. Likewise, you may not use the materials or any portion thereof in any event where a fee is charged to attend. Exceptions must be approved in writing by the Department of Education in advance of scheduling/promoting any event which may violate these restrictions.

Questions regarding appropriate use of EMIS Alliance materials, or requests for exception to the restrictions noted above, should be directed to Melissa Hennon [Melissa.Hennon@education.ohio.gov].

Overview

CTE reports are generated for Local Education Agencies (LEAs) who have students reported with CTE EMIS data. CTE program funding is generated through CTE FTEs which are part of the CTE reports. This presentation will provide data verification and error resolution guidance.

Outline

- CTE Level 2 Reports
- Accessing and Formatting Level 2 CTE Reports
- Understanding the CTE FTE Detail Report
- Connecting the CTE FTE Detail Report and the CTE Error Detail Reports
- Troubleshooting the CTE Error Detail Reports
- Understanding the CTE Summary Reports
- CTE Overrides
- CTE FTE Daily Summary Reports

CTE FTE Level 2 Reports

CTE Level 2 Reports

- (CTEA-000) CTE FTE Detail
 - Full detail report by student and course
 - Report of students with errors on any of the error detail reports
- (CTEA-001) CTE Student Error Detail
 - Report of students with Error Result Codes
- (CTEA-002) CTE Course Error Detail
 - Report of courses with Error Result Codes
- (CTEA-003) CTE Staff Error Detail
 - Report of staff with Error Result Codes

CTE Summary and Override Reports

- (CTEA-004) CTE FTE Summary by Course
 - Summary report by course with Course Potential and Actual FTEs
- (CTEA-005) CTE FTE Summary by Category
 - Summary report by FTE Fund Pattern Code and CTE Fund Category with Course Potential and Actual FTEs
- (CTEA-006) CTE Approved Overrides
 - Report of overrides approved by the Office of Career Tech and applied to the CTE funding process

CTE FTE Daily Summary Reports

- (CTEA-007) CTE FTE Daily Summary Report – Students District is Educating
 - Contains CTE FTEs summed by CTE Fund Category Number
- (CTEA-008) CTE FTE Daily Summary Report – Students Initially Funded at District
 - Contains CTE FTEs summed by Result Code and CTE Fund Category Number
- (CTEA-009) CTE FTE Daily Summary Report – Transfers
 - Contains CTE FTEs summed by Result Code and CTE Fund Category Number

CTE Report Data

- CTE reports use EMIS data from
 - Initial and Final Staff and Course (L) Collections
 - Calendar (C) Collections
 - Student (S) Collections
- CTE reports are updated nightly using EMIS data submitted as of 5pm
- CTE reports can contain EMIS data from other LEAs

Accessing and Formatting Level 2 CTE Reports

Accessing CTE Reports

CTE reports are available in Staff and Course (L) Collections


Select Level 2 Reports

Staff and Course Collection - Initial (FY21)

FY21-L-Stf Crs Init: Collection required for all EMIS reporting entities. The initial staff collection includes staff employed any time in FY21 and st... 

Submissions: September 24, 2020 - tomorrow

Version: 1

Status: The collection was submitted yesterday at 12:28:39 PM by 

Submission Status: Processing Completed (yesterday at 12:28:41 PM)

Submission Number: 7 (attempt 1)

Actions: [Start Collection](#)
[Add New Scheduled Collection](#)
[Edit Default Collection properties](#)

From ODE: [Level 2 Reports](#)

Prepare Outputs: [Level 1 Validations](#)
[View submission 7 Data](#)

Accessing CTE Reports, cont'd

The screenshot displays the EMIS system interface. At the top, a navigation bar contains tabs for 'Collection Requests', 'Collection Status', 'Submissions', 'Progress', 'Reports', 'Archives', 'Messages', 'Resources', and 'Preferences'. Below this, a sub-header reads 'Level 2 Reports'. The main content area is titled 'Data Feedback Reports and Files' and includes a sub-section 'Post-Submission and Processing by ODE'. Within this section, there are links for 'Highlights and Recent', 'Level 2 Details' (circled in red), and 'Received Files Details'. Below the navigation and sub-headers is a 'Filter Options' section with various dropdown menus and text boxes for filtering reports. The 'Filter Options' section includes fields for 'LEA' (set to 'All authorized'), 'Collection Request' (set to 'FY21-L-Stf Crs Init'), 'Data Set' (set to 'All'), 'School Year' (set to 'All'), 'Category' (set to 'All'), 'LEA IRN', 'Report Name' (set to 'All'), 'Last Activity Within' (set to 'All'), 'Last Updated on or after', 'Processed on or after', 'With Data Only' (checkbox), and 'Report Name includes' (set to 'CTE'). Below the filter options is a 'Display Options' section with radio buttons for 'Group By' (set to 'Collection Request') and 'File Format' (set to 'CSV'). At the bottom of the filter options, there are links for 'Show Reports' (circled in red), 'Restore Defaults', and 'Reset Date textboxes'.

The Level 2 Reports link from the Collection Requests tab will take you to the Reports tab and to Level 2 Reports

Use filter to limit results

Select "Show Reports"

Level 2 Report Dates

- Process date – when ODE successfully processed the data used in the report for the entire state
- Last Updated date – when report was updated with data that added, changed or removed rows. If no rows changed then the date remains unchanged
- Submission – when LEA submitted data

Category	Data Set	Process Date	Last Upd Date	Submission	Help Page
					(Count: 9)
Funding Reports	S	01/21/21 17:16	01/22/21 04:00	5 Unknown	Help ...
Funding Reports	S	01/21/21 17:16	01/17/21 04:17	5 Unknown	Help ...
Funding Reports	S	01/21/21 17:16	01/22/21 04:00	5 Unknown	Help ...
Funding Reports	S	01/21/21 17:16	01/22/21 04:00	5 Unknown	Help ...

CTE Report Error Categories

Fatal	Critical	Warn	Info	Total
<u>65</u>	<u>8</u>	0	<u>3081</u>	<u>3154</u>
<u>2</u>	0	0	0	<u>2</u>
<u>11</u>	0	0	0	<u>11</u>
<u>9</u>	0	0	0	<u>9</u>
0	0	0	<u>184</u>	<u>184</u>
0	0	0	<u>184</u>	<u>184</u>

Fatal severity codes occur when the CTE FTE Adjusted FTE is zero

Critical severity codes occur when the CTE FTE Adjusted FTE is less than the Original FTE but is not reduced to zero

Informational severity codes will appear when the Adjusted FTE and Original FTE are the equal

It is recommended to review the entire report and not just focus on errors

Opening CTE Reports

Collection Request / Report Name	LEA	Fatal	Critical	Warn	Info	Total	Category	Data Set	Process Date	Last Upd Date	Submission	Help Page
▼ Staff and Course Collection - Initial (FY21) (2021L1STR) (Count: 10)												
(CTEA-000) CTE FTE Detail		1064	136	0	12395	13595	Funding Reports	L	01/26/21 17:16	01/28/21 04:45	45 Unknown	Help...
(CTEA-001) CTE Student Error Detail								L	01/26/21 17:16	01/28/21 04:45	45 Unknown	Help...
(CTEA-002) CTE Course Error Detail								L	01/26/21 17:16	01/28/21 04:45	45 Unknown	Help...
(CTEA-003) CTE Staff Error Detail								L	01/26/21 17:16	01/28/21 04:45	45 Unknown	Help...
(CTEA-004) CTE FTE Summary by Course								L	11/23/20 17:16	01/28/21 04:50	8 Unknown	Help...
(CTEA-005) CTE FTE Summary by Category								L	11/23/20 17:16	01/28/21 04:51	8 Unknown	Help...
(CTEA-006) CTE Approved Overrides		0	0	0	55	55	Funding Reports	L	12/29/20 17:16	01/28/21 04:45	28 Unknown	Help...
(CTEA-007) CTE FTE Daily Summary Report - Students District is Educating		0	0	0	5	5	Funding Reports	L	01/26/21 17:16	01/28/21 03:57	45 Unknown	Help...
(CTEA-008) CTE FTE Daily Summary Report - Students Initially Funded at District		0	0	0	17	17	Funding Reports	L	01/26/21 17:16	01/28/21 03:59	45 Unknown	Help...
(CTEA-009) CTE FTE Daily Summary Report - Transfers		0	0	0	80	80	Funding Reports	L	01/26/21 17:16	01/28/21 04:02	45 Unknown	Help...
Generate a single .zip file for all reports Export report information to a .csv file												











Error Detail and Approved Override reports will be available as applicable to each LEA

Open individual reports or "Generate a single .zip file for all reports"



Open (CTEA-000) CTE FTE Detail Report

From the Level 2 Reports screen or the ZIP file, open the CTE FTE Detail Report

 (CTEA-000) CTE FTE Detail0...	Microsoft Excel ...	100 KB	No	1,269 KB	93%
 (CTEA-001) CTE Student Er0...	Microsoft Excel ...	1 KB	No	1 KB	60%
 (CTEA-002) CTE Course Err0...	Microsoft Excel ...	1 KB	No	2 KB	80%
 (CTEA-003) CTE Staff Erro04...	Microsoft Excel ...	1 KB	No	3 KB	84%
 (CTEA-004) CTE FTE Summ...	Microsoft Excel ...	4 KB	No	27 KB	88%
 (CTEA-005) CTE FTE Summ...	Microsoft Excel ...	1 KB	No	1 KB	61%
 (CTEA-006) CTE Approved ...	Microsoft Excel ...	8 KB	No	107 KB	94%
 (CTEA-007) CTE FTE Daily 0...	Microsoft Excel ...	1 KB	No	2 KB	72%
 (CTEA-008) CTE FTE Daily 0...	Microsoft Excel ...	1 KB	No	4 KB	84%
 (CTEA-009) CTE FTE Daily 0...	Microsoft Excel ...	1 KB	No	5 KB	87%

Formatting the (CTEA-000) CTE FTE Detail Report

- Select Header Row and Wrap Text
- Freeze Top Row
- Justify column width
- Apply Filters
- Better yet, use a macro!

Quick Check

CTE reports contain a large amount of data and should be reviewed often. Knowing how to prepare the reports using Excel can make the data review process much easier. Saving your work between reviews can be helpful in troubleshooting issues over time.

- Are you able to access your most recent CTE reports?
- Have your reports been updated since your last review?
- Can you format the CTE reports to prepare them for review?

Understanding the CTE FTE Detail Report

(CTEA-000) CTE FTE Detail Report Data

Contains rows of CTE data by student and CTE course in which they are enrolled

- Students with changes to their Student Standing (FS), Student Attributes Date Effective (FD), or Student Course (GN) Records can have multiple rows of data on the CTE FTE Detail Report

The first column contains the IRN of the LEA receiving the report

	A	B	C	D	E	F
	RPT DEST					
1	IRN	SSID	EmisId	LastName	FirstName	MiddleNam
2	TRAD IRN	SI8084460	Not Available	Not Available	Not Available	Not Available
3	TRAD IRN	SI8084460	Not Available	Not Available	Not Available	Not Available
4	TRAD IRN	QX6040242	Not Available	Not Available	Not Available	Not Available
5	TRAD IRN	RU0488242	Not Available	Not Available	Not Available	Not Available
6	TRAD IRN	VI0082684	Not Available	Not Available	Not Available	Not Available
7	TRAD IRN	VI0082684	Not Available	Not Available	Not Available	Not Available
8	TRAD IRN	HS4482666	Not Available	Not Available	Not Available	Not Available

(CTEA-000) CTE FTE Detail Report Data, cont'd

Result Code "SC0000" and Result Code Description "CTE Base FTE" are not error codes

The Severity Code is set based on a comparison between the original FTE and the adjusted FTE

- CTE FTEs with an "F" Fatal Severity Code are reduced to zero
- CTE FTEs with a "C" Critical Severity Code are reduced but not to zero
- CTE FTEs with an "I" Information Severity Code are not reduced

G	H	I	J	K	L
RESULT CODE	RESULT CODE DESCR	SEVERITY CODE	STDNT LEVEL ERR FLAG	COURSE LEVEL ERR FLAG	STAFF LEVEL ERR FLAG
SC0000	CTE Base FTE	F	N	Y	N
SC0000	CTE Base FTE	F	N	Y	N
SC0000	CTE Base FTE	F	N	N	Y
SC0000	CTE Base FTE	F	N	Y	N
SC0000	CTE Base FTE	F	N	Y	N
SC0000	CTE Base FTE	F	N	Y	N
SC0000	CTE Base FTE	F	N	Y	N
SC0000	CTE Base FTE	F	N	Y	N
SC0000	CTE Base FTE	F	N	Y	N

In an upcoming slide we will talk about the relationship between the CTE FTE Detail Report and the Error Detail Reports

(CTEA-000) CTE FTE Detail Report Course Data

This section of the report contains some of the course data that is used to generate the student CTE FTE

M	N	O	P	Q	R
SUBJECT CODE	SUBJECT DESCR	LEA IRN	LOCAL CLASSRM CODE	COURSE START DATE	COURSE END DATE
091402	Career and College Readiness	COMM IRN	009997SENSEM2021B000	2020-08-24 00:00:00.0	2021-06-03 00:00:00.0
091402	Career and College Readiness	COMM IRN	009997SENSEM2021Z000	2020-08-24 00:00:00.0	2021-06-03 00:00:00.0
072040	Human Anatomy and Physiology	STEM IRN	01239132621040300000	2021-01-19 00:00:00.0	2021-05-27 00:00:00.0
340315	Visual Creation	COMM IRN	143610ART227000000000	2020-09-01 00:00:00.0	2021-05-27 00:00:00.0
		CC			0.0
		CC			0.0
		CC			0.0
		CC			0.0

The LEA IRN is that of the educating LEA. Your IRN here is your data. Another LEA's IRN here is their data.

The Course Start and End Dates come from the Course Master (CN) Record and do not reflect when the student was enrolled in the course

(CTEA-000) CTE FTE Detail Report Course Data, cont'd

Additional columns containing course data are further to the right side of the report

AC	AD	AE	AF	AG	AH	AI
		CRCUL	DLVR		SCHD	
		M	METHO	SCHD	INSTR	
COURSE ENRL START	COURSE ENRL END	CODE	D CODE	CODE	HOUR	LOC IRN
DATE	DATE				COUNT	
2020-08-25 00:00:00.0	2021-06-03 00:00:00.0	OT	OL	3	120	COMM IRN
2020-08-24 00:00:00.0	2021-06-03 00:00:00.0	OT	OL	3	120	COMM IRN
2021-01-19 00:00:00.0	2021-05-27 00:00:00.0	VT	FF	1	120	STEM IRN
2020-09-01 00:00:00.0	2021-05-27 00:00:00.0	OT	FF	3	120	COMM IRN
2021-01-04 00:00:00.0	2021-05-27 00:00:00.0	OT	FF	2	60	COMM IRN
2021-01-04 00:00:00.0	2021-05-27 00:00:00.0	OT	FF	2	60	COMM IRN
2021-01-04 00:00:00.0	2021-05-27 00:00:00.0	OT	FF	2	60	COMM IRN
2021-01-04 00:00:00.0	2021-05-27 00:00:00.0	OT	FF	3	120	COMM IRN
2021-01-04 00:00:00.0	2021-05-27 00:00:00.0	OT	FF	3	60	COMM IRN

The Course Enrollment Start and End dates reflect a student's actual enrollment dates in the course and come from the Student Course (GN) Record

(CTEA-000) CTE FTE Detail Report Funding Data

Columns S through AB and AJ contain data used to determine the flow of funding as well as the CTE FTE values

- The next series of slides will review selected columns

S	T	U	V	W	X	Y	Z	AA	AB	AJ
FTE FUND PATTRN CODE	FUND CAT NUMBE R	LEGAL DIST OF RES IRN	EQUIV GRADE LEVEL CODE	FTE START DATE	FTE END DATE	ORIG FTE	ADJSTD FTE	TRNSFR TO IRN	INIT FUND IRN	FTE INCL CODE
COMM	5	TRAD IRN	12	2020-08-25 00:00:00.0	2021-06-03 00:00:00.0	0.129672	0	COMM IRN	TRAD IRN	FULL
COMM	5	TRAD IRN	12	2020-08-24 00:00:00.0	2021-06-03 00:00:00.0	0.130435	0	COMM IRN	TRAD IRN	FULL
STEM	1	TRAD IRN	10	2021-01-19 00:00:00.0	2021-05-27 00:00:00.0	0.111111	0	STEM IRN	TRAD IRN	FULL
COMM	2	TRAD IRN	10	2020-09-01 00:00:00.0	2020-09-14 00:00:00.0	0.007072	0	COMM IRN	TRAD IRN	FULL
COMM	2	TRAD IRN	12	2021-01-04 00:00:00.0	2021-05-27 00:00:00.0	0.065217	0	COMM IRN	TRAD IRN	FULL
COMM	2	TRAD IRN	12	2021-01-04 00:00:00.0	2021-05-27 00:00:00.0	0.065217	0	COMM IRN	TRAD IRN	FULL
COMM	2	TRAD IRN	12	2021-01-04 00:00:00.0	2021-05-27 00:00:00.0	0.065217	0	COMM IRN	TRAD IRN	FULL
COMM	2	TRAD IRN	08	2021-01-04 00:00:00.0	2021-03-11 00:00:00.0	0.130435	0	COMM IRN	TRAD IRN	FULL
COMM	5	TRAD IRN	12	2020-09-01 00:00:00.0	2021-06-10 00:00:00.0	0.061634	0	COMM IRN	TRAD IRN	FULL

CTE FTEs

Career Tech is funded through student CTE FTEs

- Students associated with multiple LEAs can appear on more than one (CTEA-000) CTE FTE Detail Report
 - For example, students who attend community schools will also appear on the resident district's (CTEA-000) CTE FTE Detail Report since the funding passes through the resident district
- CTE FTEs are calculated for each row on the report
 - Students can have multiple CTE FTEs calculated for the same course due to changes to their Student Standing (FS), Student Attribute Effective Date (FD), or Student Course (GN) Records

FTE Fund Patterns

- FTE Fund Pattern Codes (Column S)
 - Indicate how the funds will flow for that specific CTE FTE row
 - Examples - RGJV, JVNR, OJVR, etc.
- Initially Funded IRN (Column AB)
 - CTE FTE funding initially goes to this IRN
- Transferred to IRN (Column AA)
 - CTE FTE funding will be transferred to this IRN
 - When blank, the funding goes to the Initially Funded IRN

Inclusion Codes

- Inclusion Codes (Column AJ) indicate where the CTE FTE will be counted
 - FULL – included in the ADM of the LEA receiving the report
 - NONE – not included in the ADM of the LEA receiving the report
- Inclusion codes can be confusing as to where the ADM is actually counting
 - Example - the Inclusion Code is set to FULL for COMM students for both the district of residence and the community school

CTE Categories, Subject Codes, and Programs

Category 1: WFD in Agriculture and Environmental Systems, Construction Technologies, Engineering and Science Technologies, Finance, Health Science, Information Technology and Manufacturing Technologies

Category 2: WFD in Business Administration, Hospitality and Tourism, Human Services, Law and Public Safety, Transportation Systems and Arts and Communications

Category 3: Career Based Intervention Programs

Category 4: WFD in Education and Training, marketing, WFD in Academics, Public Administration and Career Development

Category 5: Family and Consumer Science Programs

Remaining Columns

AK	AL	AM	AN	AO
ERR	ERR	ERR	ERR	
VALUE 1	VALUE 2	VALUE 3	VALUE 4	ERR SEV
TEXT ▾	TEXT ▾	TEXT ▾	TEXT ▾	NUM ▾
				79
				79
				79
				79

The Error Severity Number aligns with the Severity Code, however, when working on this report, refer directly to the Severity Code

Error Value Text Columns are populated on the CTE FTE Error Detail reports and not on the (CTEA-000) CTE FTE Detail Report

Calculating CTE FTEs

- Original FTE
 - Calculated using student, course, and calendar EMIS data
- Adjusted FTE
 - Original FTE minus any adjustments applied from errors

W	X	Y	Z	AA	AB
			ADJSTD	TRNSFR TO	INIT
FTE START DATE	FTE END DATE	ORIG FTE	FTE	IRN	FUND IRN
2020-08-25 00:00:00.0	2021-06-03 00:00:00.0	0.129672		0 COMM IRN	TRAD IRN
2020-08-24 00:00:00.0	2021-06-03 00:00:00.0	0.130435		0 COMM IRN	TRAD IRN
2021-01-19 00:00:00.0	2021-05-27 00:00:00.0	0.111111		0 STEM IRN	TRAD IRN

Original CTE FTE Calculation

Calculating the Original CTE FTE (aka Base or Potential CTE FTE)

- Numerator
 - $(\text{Student Course Days} / \text{Course Days}) \times \text{Length of Scheduled Instruction}$
 - Student Course Days – days enrolled in course using the student's assigned calendar
 - Course Days – calendar days between course start and end from the Course Master (CN) Record
 - Length of Scheduled Instruction
- Denominator
 - Community Schools 920 hours
 - Other LEAs (including STEM districts) 1080 hours

Course Days

- Use the Calendar Display Report to calculate
 - Course Days
 - Student Course Days
- Access the Calendar_Display.csv file from the submission files (aka preview or review files) in the Calendar Collection

Student Session Days	Student Session Hours	Student YTD Days	Student YTD Hours
1	6.17	4	24.68
5	30.85	9	55.53
5	30.85	14	86.38
5	28.68	19	115.06

Sum the Student Session Days for the length of the course and for time the student was enrolled in the course

Non-Community School CTE Student Example

- Student enrolled in course for 180 days
- Course days equal 180
- Length of Scheduled Instruction is 360 hours

(Student Course Days/Course Days) x Length of Scheduled Instruction

1080 hours

$$\frac{(180/180) \times 360}{1080} = \mathbf{0.333333}$$

1080

Community School CTE Student Example

- Student enrolled in course for 172 days
- Course days equal 172
- Length of Scheduled Instruction is 360 hours

(Student Course Days/Course Days) x Length of Scheduled Instruction

920 hours

$$\frac{(172/172) \times 360}{920} = 0.391304$$

920

Quick Check

The (CTEA-000) CTE FTE Detail Report contains data that should be verified. Errors should be corrected when possible. Review all of the data for accuracy and completeness.

- Are all of your approved CTE program students appearing on the report?
- Are the CTE FTEs being calculated correctly?
- Can you confirm that the CTE FTE funding IRNs and FTE Fund Source codes are correct?

Connecting the CTE FTE Detail Report and the CTE Error Detail Reports

Open and Prepare the Error Reports

From the Staff and Course Collection Level 2 Reports, open the error reports

(CTEA-000) CTE FTE Detail0...	Microsoft Excel ...				93%
(CTEA-001) CTE Student Er0...	Microsoft Excel ...	1 KB	No	1 KB	60%
(CTEA-002) CTE Course Err0...	Microsoft Excel ...	1 KB	No	2 KB	80%
(CTEA-003) CTE Staff Erro04...	Microsoft Excel ...	1 KB	No	3 KB	84%
(CTEA-004) CTE FTE Summ...	Microsoft Excel ...	4 KB	No	27 KB	88%
(CTEA-005) CTE FTE Summ...	Microsoft Excel ...				
(CTEA-006) CTE Approved ...	Microsoft Excel ...				
(CTEA-007) CTE FTE Daily 0...	Microsoft Excel ...				
(CTEA-008) CTE FTE Daily 0...	Microsoft Excel ...	1 KB	No	4 KB	84%
(CTEA-009) CTE FTE Daily 0...	Microsoft Excel ...	1 KB	No	5 KB	87%

Remember that error reports will appear as applicable to each LEA. LEAs could receive any number of the three error reports or none at all

Tying the CTE Reports Together

- This example is a segment of a CTE FTE Detail Report
- Student, Course, and Staff Level Error Flags indicate on which error report to find the error

I	J	K	L
SEVERITY CODE	STDNT LEVEL ERR FLAG	COURSE LEVEL ERR FLAG	STAFF LEVEL ERR FLAG
F	N	Y	N
F	N	Y	N
F	N	N	Y
F	N	Y	N
F	N	Y	N
F	N	Y	N
F	N	Y	N
F	N	Y	N
F	N	Y	N

- **Student Level Error Flag “Y”**
(CTEA-001) CTE Student Error Detail
- **Course Level Error Flag “Y”**
(CTEA-002) CTE Course Error Detail
- **Staff Level Error Flag “Y”**
(CTEA-000) CTE Staff Error Detail

CTE Errors

- A staff level error can reduce the CTE FTE for all students in courses that are affected by the staff error
- A course level error can reduce the CTE FTE for all of the students in the course
- A student level error can reduce a single student's CTE FTE
- Currently all severity codes on the Error Detail Reports appear as fatal

(CTEA-003) CTE Staff Error Detail Report

Staff Level Error Flags of “Y” from the (CTEA-000) CTE FTE Detail Report will be listed on the (CTEA-003) CTE Staff Error Detail Report with a Result Code that begins with “SF”

RPT DEST IRN	RESULT CODE	RESULT CODE DESCR
010101	SF0002	Teacher does not have appropriate certificate/license to teach course
010101	SF0002	Teacher does not have appropriate certificate/license to teach course
010101	SF0004	Length of teacher scheduled instruction over 1080 hours
010101	SF0004	Length of teacher scheduled instruction over 1080 hours
010101	SF0002	Teacher does not have appropriate certificate/license to teach course
010101	SF0002	Teacher does not have appropriate certificate/license to teach course

(CTEA-002) CTE Course Error Detail Report

Course Level Error Flags of “Y” from the (CTEA-000) CTE FTE Detail Report will be listed on the (CTEA-002) CTE Course Error Detail Report with a Result Code that begins with “CS”

RPT DEST IRN	RESULT CODE	RESULT CODE DESCR	
010101	CS0001	Curriculum code reported is not valid for the reported subject code	101300
010101	CS0001	Curriculum code reported is not valid for the reported subject code	101300
010101	CS0003	Course with curriculum code V3 not correlated to anchor course	101300
010101	CS0003	Course with curriculum code V3 not correlated to anchor course	101300
010101	CS0018	Correlated class missing for CBI course	252525
010101	CS0018	Correlated class missing for CBI course	252525

(CTEA-001) CTE Student Error Detail Report

Student Level Error Flags of “Y” from the (CTEA-000) CTE FTE Detail Report will be listed on the CTE (CTEA-001) Student Error Detail Report with a Result Code that begins with “SC”

RPT DEST IRN	RESULT CODE	RESULT CODE DESCR
010101	SC0001	CBI student not coded as disadvantaged
010101	SC0001	CBI student not coded as disadvantaged
010101	SC0001	CBI student not coded as disadvantaged
010101	SC0001	CBI student not coded as disadvantaged
010101	SC0014	Course CTE FTE is higher than student regular FTE
010101	SC0014	Course CTE FTE is higher than student regular FTE

Quick Check

The (CTEA-000) CTE FTE Detail Report uses Error Flags to indicate which Error Detail Report contains an error for that row of data. Sometimes an error is for a single student and sometimes an error relates to a classroom or classrooms of students.

- Can you find the Error Flag columns on the (CTEA-000) CTE FTE Detail Report and find the error on the associated student, course, or staff error report?
- Do your errors apply to single students or to groups of students?
- Have you applied filters to your error reports so that we can review each error in the next set of slides?

Troubleshooting the CTE Error Detail Reports

Staff Errors

(CTEA-003) CTE Staff Error Detail

- Report of staff with Error Result Codes

RPT DEST	RESULT		SUBJECT
IRN	CODE	RESULT CODE DESCR	CODE
010101	SF0002	Teacher does not have appropriate certificate/license to teach course	
010101	SF0002	Teacher does not have appropriate certificate	
010101	SF0002	Teacher does not have appropriate certificate	
010101	SF0002	Teacher does not have appropriate certificate	
010101	SF0002	Teacher does not have appropriate certificate/license to teach course	
010101	SF0004	Length of teacher scheduled instruction over 1080 hours	10115
010101	SF0004	Length of teacher scheduled instruction over 1080 hours	10115
010101	SF0004	Length of teacher scheduled instruction over 1080 hours	10115
010101	SF0004	Length of teacher scheduled instruction over 1080 hours	10115

In the next series of slides, we will filter on a Result Code and discuss troubleshooting

Staff Errors, cont'd

- When multiple teachers are associated with a course, the teacher who appeared on the Teacher Licensure Course Status Report (TLC) will be listed on this report
- Errors on the (CTEA-003) CTE Staff Error Detail Report can affect an entire classroom of students, so a single line on this report could cause multiple students to be affected on the (CTEA-000) CTE FTE Detail Report

Staff Error Result Code SF0002

Teacher does not have appropriate certificate/license to teach course

- CTE FTE is reduced to zero (Fatal)
- Verify the teacher's licensure using the Educator Search Tool
 - <https://coreprodint.ode.state.oh.us/CORE2.3/ODE.CORE.EducatorProfile.UI/EducatorSearch.aspx>
- Initial Staff and Course (L) data is used for this check
- If the teacher is certified to teach the course, and the course is coded correctly, contact the Office of CTE to request an override

Staff Error Result Code SF0003

Teacher does not meet appointment or status requirements

- CTE FTE is reduced to zero (Fatal)
- If the Curriculum Code begins with a “V” at least one teacher must be reported with
 - Type of Appointment Element
 - 1-Certificated/licensed, or
 - 2-Classified, or
 - 3-Internship
 - Position Type R-Regular
- If incorrectly reported, correct the data in the Final L Collection and contact the Office of Career Tech for guidance

Staff Error Result Code SF0004

The total CTE length of scheduled instruction for this teacher is greater than 1080 hours

- CTE FTE is reduced (Critical)
- Do Mapped Local Classroom Code (CM) Records need to be reported?
 - Refer to EMIS Manual Section 4.6 Mapped Local Classroom Code (CM) Record for guidance
- Is this teacher teaching at multiple LEAs?
 - When a teacher teaches at multiple LEAs all hours are used in this check
- When there are multiple teachers associated with the course who are all over 1080 hours, the one with the lowest hours is used. In the case of a tie, the lowest Staff ID is used

Staff Error Result Code SF0005

Teacher of Teaching Profession course does not meet degree level requirement

- CTE FTE is reduced to zero (Fatal)
- If subject code is reported as Teaching Profession course
 - 350011 - Teaching Professions or
 - 350020 - Curriculum and Instruction for Teaching Professions
- Staff must have Master's Degree or higher
- Staff Demographic (CI) Record Education Level Element must be
 - 3-Masters or
 - 5-Doctorate

Staff Error Result Code SF0006

Course does not have a teacher assigned

- CTE FTE is reduced to zero (Fatal)
- Adjustment generated when course does not have a teacher assigned
- Check that a valid staff member is assigned to this course during Initial Staff and Course (L)
 - If staff member was not reported, then no CTE FTE funding is generated
 - Look for a fatal error or an excluded staff issue in the Staff and Course (L) Collection

Staff Error Result Code SF0007

The total length of scheduled CCP CTE instruction for this teacher is greater than 1080 hours

- CTE FTE for students taught by this teacher is reduced by a factor equal to $1080 / \text{Total Length of Scheduled Instruction}$
- Only applicable to CCP CTE courses
- Do any of these classes need to be mapped together?
- Check teacher's courses and if under 1080 hours, ask your ITC to put a helpdesk ticket to ODE EMIS to see if this teacher is being reported by another LEA

Course Errors

(CTEA-002) CTE Course Error Detail

- Report of courses with Error Result Codes

In the next series of slides we will filter on the Result Code and discuss troubleshooting

RPT DEST	RESULT	RESULT CODE	RESULT CODE DESCR	CODE	SUBJECT DESCR
IRN					
010101	CS0001		Curriculum code reported is not valid for the reported subject code	101300	Manufacturing
010101	CS0001		Curriculum code reported is not valid for the reported subject code	101300	Manufacturing
010101	CS0003		Course with curriculum code V3 not correlated to anchor course	101300	Manufacturing
010101	CS0003		Course with curriculum code V3 not correlated to anchor course	101300	Manufacturing
010101	CS0018		Correlated class missing for CBI course	252525	Career Based Intervention
010101	CS0018		Correlated class missing for CBI course	252525	Career Based Intervention
010101	CS0018		Correlated class missing for CBI course	252525	Career Based Intervention

Course Error Result Code CS0001

Curriculum code reported is not valid for the reported subject code

- CTE FTE is reduced to zero (Fatal)
- Curriculum code and subject code combination reported for the course does not exist in the FY21 CTE Matrix
- Curriculum code 'PS' College Credit Plus (CCP) reported with a delivery method code other than 'CP' Career Tech College Credit Plus Course
- Valid curriculum codes for each subject code can be found in the FY21 CTE Program and Assessment Matrix

Course Error Result Code CS0003

V3 course not correlated to an anchor course

- CTE FTE is reduced to zero (Fatal)
- Course is reported as V3 CTE Related/Correlated and not correlated to
 - VN CTE Non-Cooperative Based Anchor or
 - VT CTE Tech Prep Non-Cooperative Based Anchor or
 - VP CTE Tech Prep Cooperative Program Anchor
- Check the CTE-26 and add the appropriate CTE Correlated Class (CV) Record

Course Error Result Code CS0004

Instructional hours reported are less than the minimum hours required

- CTE FTE is reduced to zero (Fatal)
- CTE FTE will be reduced to zero if the hours reported are less than the minimum hours allowed per the CTE Program and Assessment Matrix
- Verify CTE Hours of Scheduled Instruction on the CTE-26
- Check the FY21 CTE Program and Assessment Matrix
- Do Mapped Local Classroom Code (CM) Records need to be reported?
 - Refer to EMIS Manual Section 4.6 Mapped Local Classroom Code (CM) Record for guidance

Course Error Result Code CS0007

Instructional hours reported are greater than the maximum hours allowed

- CTE FTE is reduced (Critical)
- CTE FTE will be reduced to the max hours allowed per the CTE Matrix
- Verify CTE Hours of Scheduled Instruction on the CTE-26
- Check the FY21 CTE Program Matrix for maximum hour values
- Do Mapped Local Classroom Code (CM) Records need to be reported?
 - Refer to EMIS Manual Section 4.6 Mapped Local Classroom Code (CM) Record for guidance

Course Error Result Code CS0008

Course reported with non-academic subject code and curriculum code VA or VB, not valid for funding

- CTE FTE is reduced to zero (Fatal)
- VA-CTE Applied Academic or VB-CTE Applied Academic Advanced Placement
- Subject code must begin with
 - 05 – English Language Arts
 - 11 - Mathematics
 - 13 - Science
 - 15 – Social Studies
- Check the subject code being reported against what appears on the CTE-26

Course Error Result Code CS0020

Workforce Development Course not approved by the Office of CTE

- CTE FTE is reduced to zero (Fatal)
- Program of Concentration of a Workforce Development course not approved by the Office of CTE – No approved CTE-26
 - Verify the location IRN matches the CTE-26
 - Verify the district IRN matches the CTE-26
 - Verify the subject code is aligned with the Program of Concentration
- If all reported data is correct, Contact the Office of Career Tech to verify that this is an approved program

Course Error Result Code CS0021

Anchor course VP and course V3 are not correlated

- CTE FTE is reduced to zero (Fatal)
- Report a CTE Correlated Class (CV) Record for
 - VP CTE Tech Prep Cooperative Program Anchor
 - V3 CTE Related/Correlated
- Check the CTE-26
- Report a CTE Correlated Class (CV) Record

Course Error Result Code CS0023

CBI or FCS/GRADS programs not approved by the Office of CTE

- CTE FTE is reduced to zero (Fatal)
- CBI - Career Based Intervention
- FCS/GRADS - Family and Consumer Sciences/Graduation, Reality and Dual Role Skills
- Program reported with a location IRN and district IRN that is not approved by the Office of CTE
- Verify the accuracy of the location IRN being reported for this course

Course Error Result Code CS0024

Senior Only Credential not approved by the Office of CTE

- CTE FTE is reduced to zero (Fatal)
- Senior Only Credentialed course (38XXXX)
 - These subject codes start with “38” and end with the four-character Assessment Area Code of the Industry Credential Code that is associated with the course
- Subject code, location IRN, and district IRN combination is not approved by Office of CTE
- Check the CTE-26 for the correct subject code and location IRN

Course Error Result Code CS0025

CTE academic course not approved by the Office of CTE

- CTE FTE is reduced to zero (Fatal)
- Program is Workforce Development, or CBI, or FCS/GRADS
- CTE Academic course in this program is reported with a location IRN and district IRN that is not approved
- Check the CTE-26 for the correct location IRN
- Make correction to the location IRN as appropriate

Student Errors

(CTEA-001) CTE Student Error Detail

- Report of students with Error Result Codes

RPT DEST IRN	RESULT CODE	RESULT CODE DESCR	SEVERITY CODE	SSJD
010101	SC0001	CBI student not coded as disadvantaged	F	PN666248
010101	SC0001	CBI student not coded as disadvantaged	F	PN666248
010101	SC0001	CBI student not coded as disadvantaged	F	PN666248
010101	SC0001	CBI student not coded as disadvantaged	F	PN666248
010101	SC0001	CBI student not coded as disadvantaged	F	PN666248
010101	SC0001	CBI student not coded as disadvantaged	F	JB8220022
010101	SC0001	CBI student not coded as disadvantaged	F	JB8220022
010101	SC0001	CBI student not coded as disadvantaged	F	JB8220022
010101	SC0014	Course CTE FTE is higher than student regular FTE	F	PN6622862
010101	SC0014	Course CTE FTE is higher than student regular FTE	F	VW6604600

In the next series of slides we will filter on each Result Code and discuss troubleshooting

Student Error Result Code SC0001

CBI student not coded as disadvantaged or having a disability

- CTE FTE is reduced to zero (Fatal)
- For the duration of the student's enrollment in a Career Based Intervention Program (subject code 252525), disadvantage must be reported as
 - academically disadvantaged, or
 - both academically disadvantaged and economically disadvantaged, or
 - both economically disadvantaged and with a disability condition
 - note that students with a disability should not be reported as academically disadvantaged
- Refer to the FD section of the EMIS Manual for detailed reporting instructions for the disadvantaged and disability elements

Student Error Result Code SC0003

Grade level not valid for curriculum code

- CTE FTE is reduced to zero (Fatal)
- If Curriculum Code is **NOT** VM - CTE Middle Grade Course, students must be in grade levels 7 and higher
- Verify student state equivalent grade level reported on the Student Attributes Effective Date (FD) Record
- Grade level appears on the Student Error Detail report for quick reference
- If the data is correct, the error remains

Student Error Result Code SC0006

VP course does not have a valid subject code

- CTE FTE is reduced to zero (Fatal)
- Curriculum Code VP – CTE Tech Prep Cooperative Program Anchor, reported for cooperative tech prep programs only where all students are required to be involved in paid work-site based instruction
- Verify that the subject code is valid for this VP course
- Refer to the CTE-26 for this program and to the FY21 CTE Program and Assessment Matrix FY21 CT Program Matrix tab

Student Error Result Code SC0009

V3 pre-apprenticeship or entrepreneurship course not correlated

- CTE FTE is reduced to zero (Fatal)
- Course with curriculum code V3-CTE Related/Correlated and subject code of
 - 990361 Entrepreneurship Skills or
 - 990363 Essential Skills for Business or
 - 990365 Pre-Apprenticeship
- Must be correlated to an anchor course with a curriculum code of
 - VT-CTE Tech Prep Non-Cooperative Based Anchor or
 - VP-CTE Tech Prep Cooperative Program Anchor
 - see list of subject code options in the CTE FTE Report Explanation

Student Error Result Code SC0013

Grade level not valid for curriculum code VM

- CTE FTE is reduced to zero (Fatal)
- Verify that the students in this VM - CTE Middle Grade Course are in grades 07, 08, 09, or 10
 - Exception – students enrolled in a course with a subject code of 990364 with curriculum code of VM must be in grades 07, 08, or 09
 - Verify student state equivalent grade level reported on the Student Attributes Effective Date (FD) Record
 - Grade level appears on the Student Error Detail report for quick reference
 - Verify that the curriculum code of VM is correct, see the CTE-26

Student Error Result Code SC0014

Student's single course level CTE FTE is greater than student's regular FTE

- CTE FTE is reduced (Critical)
- Occurs when the CTE FTE is greater than the regular base FTE
- CTE FTE is reduced to be no more than the base FTE
- Course-level FTE greater than student regular FTE due to
 - Incorrect student enrollment
 - Duplicate course reporting
 - Incorrect Length of Scheduled Instruction (CN100) for career tech course
 - Student enrolled in a CTE Course that generates a CTE FTE that is greater than the student's base FTE and if correctly reported, should be ignored

Student Error Result Code SC0015

Student's total CTE FTE is greater than student's regular FTE

- CTE FTE is reduced (Critical)
- If student's total adjusted CTE FTE is greater than their total regular base FTE multiplied by 1.1 then the student's total CTE FTE is reduced to be no more than the total regular base FTE multiplied by 1.1
- This occurs when the total length of instruction for the CTE courses taken by a student exceeds 1080 for traditional districts and JVSDs or 920 hours for community schools
- Can occur when courses are split (duplicated) due to changes on Student Standing (FS) or Student Attributes (FD)

Student Error Result Code SC0016

Subject code not valid for curriculum code VA or VB

- CTE FTE is reduced to zero (Fatal)
- VA CTE Applied Academic and VB CTE Applied Academic Advanced Placement
 - Cannot be reported with subject codes
 - 050014 Intervention English
 - 050119 Intervention Reading
 - 111950 Intervention Mathematics
 - 110190 Transition to High School Mathematics
 - 150400 Intervention Social Studies
 - 132900 Intervention Science
- Verify the curriculum code and subject codes are reported correctly for this course as they appear on the CTE-26

Student Error Result Code SC0017

Student has a non-fundable fund pattern code

- CTE FTE is reduced to zero (Fatal)
- **NFRG** Non-fundable situation
- **NFER** Not fundable, based on errors in coding
- The student will appear with a non-fundable FTE Fund Pattern Code on the current Student Collection, Level 2 Reports, (FTED-001) FTE Detail Report
- Verify this student's EMIS coding on the Student Standing (FS) and Student Attributes Effective Date (FD) Records
- Verify EMIS student data in ODDEX History for shared students

Quick Check

Resolving CTE FTE errors can require data correction and can sometimes require contacting the Office of Career Tech or the ODE EMIS Office











- Are you using the CTE FTE Report Explanation to understand the errors?
- Does the EMIS data align with the CTE-26 and the CTE Program and Assessment Matrix?
- Are you submitting updated EMIS data as changes are made?

Understanding CTE Summary Reports

CTE Summary Reports

- (CTEA-004) CTE FTE Summary by Course
 - Summary report by course with Course Potential FTE and Course Actual FTE
- (CTEA-005) CTE FTE Summary by Category
 - Summary report by FTE Fund Pattern Code and CTE Fund Category with Course Potential FTE and Course Actual FTE

Open CTE Summary Reports

	(CTEA-000) CTE FTE Detail0...	Microsoft Excel ...	100 KB	No	1,269 KB	93%
	(CTEA-001) CTE Student Er0...	Microsoft Excel				
	(CTEA-002) CTE Course Err0...	Microsoft Excel				
	(CTEA-003) CTE Staff Erro04...	Microsoft Excel				
	(CTEA-004) CTE FTE Summ...	Microsoft Excel ...	4 KB	No	27 KB	88%
	(CTEA-005) CTE FTE Summ...	Microsoft Excel ...	1 KB	No	1 KB	61%
	(CTEA-006) CTE Approved ...	Microsoft Excel ...	8 KB	No	107 KB	94%
	(CTEA-007) CTE FTE Daily 0...	Microsoft Excel ...	1 KB	No	2 KB	72%
	(CTEA-008) CTE FTE Daily 0...	Microsoft Excel ...	1 KB	No	4 KB	84%
	(CTEA-009) CTE FTE Daily 0...	Microsoft Excel ...	1 KB	No	5 KB	87%

From the Staff and Course Collection Level 2 Reports, open the CTE FTE Summary reports

(CTEA-004) CTE FTE Summary by Course

Summary report by course with Course Potential FTE and Course Actual FTE

- Verify that all courses are listed, and that all data is correct
- If actual and potential FTEs are different, refer to the error reports

	A	B	C	D	E	F	G	H	I	J	K	L	
	RPT DEST	SUBJECT					CRCULM	DLVR METHOD	CTE FUND CAT	Total Course Potential	Total Course Actual	ERR SEV	
1	IRN	CODE	SUBJECT DESCR	LOCAL CLASSRM CODE	COURSE START DAT	COURSE END DATE	CODE	CODE	NUMB	FTE	FTE	NUM	
2	TRAD IRN	050160	Integrated English Language Arts I	EZTT-300-02	2020-08-19 00:00:00.0	2021-05-26 00:00:00.0	VA	FF		4	0.148148	0.148148	15
3	TRAD IRN	050170	Integrated English Language Arts II	EZTT-310-01	2020-08-19 00:00:00.0	2021-05-26 00:00:00.0	VA	FF		4	0.148148	0.148148	15
4	TRAD IRN	050170	Integrated English Language Arts II	EZTT-310-02	2020-08-19 00:00:00.0	2021-05-26 00:00:00.0	VA	FF		4	0.148148	0.148148	15
5	TRAD IRN	050190	Integrated English Language Arts IV	VVJV-6E4T1-34	2020-08-13 00:00:00.0	2020-12-17 00:00:00.0	VA	FF		4	0.055556	0.055556	15
6	TRAD IRN	050190	Integrated English Language Arts IV	VVJV-6E4T1-42	2020-08-13 00:00:00.0	2020-12-17 00:00:00.0	VA	FF		4	0.055556	0.055556	15
7	TRAD IRN	050190	Integrated English Language Arts IV	VVJV-6E4T2-34	2021-01-05 00:00:00.0	2021-05-18 00:00:00.0	VA	FF		4	0.055556	0.055556	15
8	TRAD IRN	050190	Integrated English Language Arts IV	VVJV-6E4T2-42	2021-01-05 00:00:00.0	2021-05-18 00:00:00.0	VA	FF		4	0.055556	0.055556	15
9	TRAD IRN	050545	Applied Communications	VZHT-COV2206TC-02	2021-01-19 00:00:00.0	2021-05-27 00:00:00.0	PS	CP		0	2.333331	2.333331	15

(CTEA-005) CTE FTE Summary by Category

Summary report by FTE Fund Pattern Code and CTE Fund Category with Course Potential and Actual FTEs

- Overview of CTE data that could be useful when comparing data from week to week
- Not a funding flow report as does not contain FTE Inclusion Codes or Funding IRNs

	A	B	C	D	E	F
	RPT DEST	FTE FUND PTRN				
1	IRN	CODE	CTE FUND CAT NUMBER	Total Course Potential F	Total Course Actual FTE	ERR SEV NU
2	TRAD IRN	COMM	1	1.981547	1.981547	15
3	TRAD IRN	COMM	4	0.358699	0.358699	15
4	TRAD IRN	COMM	5	1.651085	1.651085	15
5	TRAD IRN	CTVC	0	0.138888	0.11825	15
6	TRAD IRN	CTVC	1	9.401664	6.483306	15
7	TRAD IRN	CTVC	2	7.211112	6.32489	15
8	TRAD IRN	CTVC	4	1.974073	1.526667	15
9	TRAD IRN	OJVD	0	0.125926	0.125926	15
10	TRAD IRN	OJVD	1	1.578704	1.572949	15

Requesting CTE Overrides

CTE Overrides

- When CTE EMIS data is correct and CTE errors are generated, sometimes it is appropriate to request an override
- Note that for FY21 some CTE overrides are now automated
- See January 25, 2021 EMIS Newsflash for more information regarding automated overrides and to access the CTE Teacher Licensure Override Request Template

CTE Overrides, cont'd

- Once an override is approved, a CTE Approved Override Report will be generated in the Staff and Course (L) Collection Level 2 Reports
- The approved override will restore the CTE FTE for students affected by the error and the error will no longer appear in a CTE error report

CTE Approved Overrides

(CTEA-006) CTE Approved Overrides Report

- contains students who had adjusted CTE FTEs due to any type of error (student, course, or staff errors) for which an override was approved

S	T	U	V	W	X	Y
LEGAL DIST OF RES IF	STATE EQUIV GRADE LEVEL CODI	FTE START DATE	FTE END DATE	ADJSTD FTE	TRNSFR TO IR	INIT FUND IRN
044800	07	2020-11-02 00:00:00.0	2021-01-24 00:00:00.0	-0.027778		044800
044800	08	2021-01-25 00:00:00.0	2021-04-04 00:00:00.0	-0.027778		044800
044800	07	2020-11-02 00:00:00.0	2021-01-24 00:00:00.0	-0.027778		044800
044800	08	2020-08-26 00:00:00.0	2020-11-01 00:00:00.0	-0.027778		044800
044800	07	2021-04-05 00:00:00.0	2021-06-04 00:00:00.0	-0.027778		044800
044800	07	2020-08-26 00:00:00.0	2020-11-01 00:00:00.0	-0.027778		044800
044800	07	2020-08-26 00:00:00.0	2020-11-01 00:00:00.0	-0.027778		044800

The Adjusted FTE column will contain the CTE FTE amount that is being restored due to the approved override

Quick Check

CTE overrides are sometimes necessary to allow CTE programs to be funded correctly. An override request can sometimes take a considerable amount of time to process. Submitting override requests as early as possible is recommended.

- Have you identified an issue that may require a CTE override?
- Have you contacted the Office of Career Tech to request an override?
- Did you check to see that an (CTEA-006) CTE Approved Overrides Report was received?

CTE FTE Daily Summary Reports

CTE FTE Daily Summary Reports

- Contain student CTE FTEs calculated from EMIS data that was processed on ten specific dates
- Should be reviewed often to identify fluctuations in the amount of CTE FTEs being generated from specific submissions
- Contain result codes that are not an indication of an error but rather identify student education/funding situations
- Are separated by educating/funding situations which can be tied back to the CTE FTE Detail Report
 - Steps to match to CTE FTE Detail can be found in prior year versions of this training at <https://community.mcoecn.org/display/EM/EMIS+Alliance+Public+Space>

CTE FTE Daily Summary Reports, cont'd

- (CTEA-007) CTE FTE Daily Summary Report – Students District is Educating
 - Contains CTE FTEs summed by CTE Fund Category Number
- (CTEA-008) CTE FTE Daily Summary Report – Students Initially Funded at District
 - Contains CTE FTEs summed by Result Code and CTE Fund Category Number
- (CTEA-009) CTE FTE Daily Summary Report – Transfers
 - Contains CTE FTEs summed by Result Code and CTE Fund Category Number

CTE FTE Run Dates

- All three daily summary reports contain the same 10 Run Date Columns
- Most recent CTE FTEs are to the left and prior CTE FTEs are to the right

H	I	J	K	L	M	N	O	P	Q
LATEST RUN DATE-	PRIOR RUN DATE-	SEC PRIOR RUN DATE-	THIRD PRIOR RUN DATE-	FOURTH PRIOR RUN DATE-	WEEK PRIOR RUN DATE-	TWO WEEK PRIOR RUN DATE-	MONTH PRIOR RUN DATE-	TWO MONTH PRIOR RUN DATE-	THIRTY DAY AVG
02/12/2020	02/11/2020	02/09/2020	02/07/2020	02/06/2020	02/04/2020	01/29/2020	01/13/2020	12/13/2019	
86.791793	86.791793	43.808156	86.658135	86.658135	86.658135	86.658135	86.658135	87.398331	86.679549
18.808156	18.808156	19.808156	18.808156	18.808156	18.808156	18.808156	18.808156	19.133916	18.808156
0	0	0	0	0	0	0	0	0	0
5.793675	5.793675	5.793675	5.793675	5.793675	5.793675	5.695526	5.36219	5.535159	5.669832
0.618055	0.618055	0.618055	0.618055	0.618055	0.618055	0.618055	0.618055	0.467392	0.618055
2.642087	2.642087	2.642087	2.642087	2.642087	2.642087	2.674336	2.630984	2.437914	2.660508
0.483501	0.43587	0.43587	0.43587	0.43587	0.43587	0.43587	0	0	0.4402
0.097248	0.097248	0.097248	0.097248	0.097248	0.097248	0.097248	0.097248	0.097248	0.097248
0.057806	0.057806	0.057806	0.057806	0.057806	0.057806	0.057806	0.057806	0	0.057806

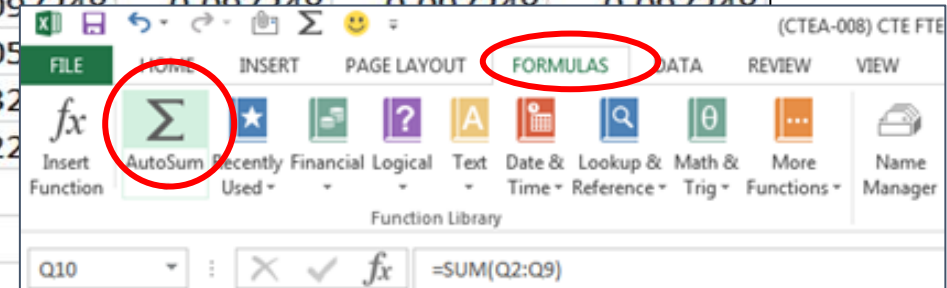
CTE FTE Fluctuations

H	I	J	K	L	M	N	O	P	Q
LATEST RUN DATE- 02/12/2020	PRIOR RUN DATE- 02/11/2020	SEC PRIOR RUN DATE- 02/09/2020	THIRD PRIOR RUN DATE- 02/07/2020	FOURTH PRIOR RUN DATE- 02/06/2020	WEEK PRIOR RUN DATE- 02/04/2020	TWO WEEK PRIOR RUN DATE- 01/29/2020	MONTH PRIOR RUN DATE- 01/13/2020	TWO MONTH PRIOR RUN DATE- 12/13/2019	THIRTY DAY AVG
86.791793	86.791793	43.808156	86.658135	86.658135	86.658135				
18.808156	18.808156	19.808156	18.808156	18.808156	18.808156				
0	0	0	0	0	0				
5.793675	5.793675	5.793675	5.793675	5.793675	5.793675				
0.618055	0.618055	0.618055	0.618055	0.618055	0.618055				
2.642087	2.642087	2.642087	2.642087	2.642087	2.642087				
0.483501	0.43587	0.43587	0.43587	0.43587	0.43587				
0.097248	0.097248	0.097248	0.097248	0.097248	0.097248				

1. Select the blank cells below the CTE FTE values and select AutoSum from the Formulas tab to more easily find fluctuations

2. Notice the dip in CTE FTEs after this run. Issue was resolved and subsequent run is higher

0	0	0	0	0	0				
0	0	0	0	0	0				
0	0	0	0	0	0				
0.116666	0.116666	0.116666	0.116666	0.116666	0.116666	0.116666	0.116666	0.116666	0.116666
118.95402	118.90639	76.92275	118.77273	118.77273	118.77273	118.70683	117.60518	118.41333	118.68539



Error Severity Codes

Error Severity looks at the Thirty Day Average value and compares it to the value from the Latest Run to draw attention to differences that may be of concern. You can miss this if you don't look often.

RPT DEST IRN	ERR SEV CODE	RESULT CODE	RESULT CODE DESCR	LEVEL 2 REC TYPE CODE	CTE FUND CAT NUMBER	ITC SHORT NAME	ACTIVE FLAG	LATEST RUN	THIRTY DAY AVG
010101	F	SC0110	District is initially funded - no transfer	CTEA-008	1		Y	0	214.443993
010101	C	SC0110	District is initially funded - no transfer	CTEA-008	2		Y	100.061703	123.684276
010101	W	SC0110	District is initially funded - no transfer	CTEA-008	3		Y	112.475788	119.655085
010101	W	SC0110	District is initially funded - no transfer	CTEA-008	4		Y	502.269293	386.382531
010101	I	SC0110	District is initially funded - no transfer	CTEA-008	5		Y	386.382531	386.382531

The Fatal (F) in the first line indicates a drop from the Thirty Day Average value to zero

Critical (C) indicates a decrease of 10% or more (but not to zero) in the Latest Run

Warning (W) indicates a decrease of 5% to 10% but not to zero or an increase of 20% or more

CTEA-007 Students District is Educating

- Includes CTE FTEs for students the LEA is educating regardless if the district is initially funded or if the funding will transfer to another LEA
- Result Code is SC0100 – Students LEA is educating
 - This is the only result code on the CTEA-007 report
 - This result code could appear for any entity that receives CTE reports

	A	B	C	D	E	F	G	H	I	J	K	L	M	N	O	P	Q
	MNIFST	RPT DEST	ERR SEV	RESULT	RESULT CODE DES	LEVEL 2 REC TYPE	CTE FUND CAT	LATEST RUN DATE	PRIOR RUN DATE	SEC PRIOR RUN DATE	THIRD PRIOR RUN DATE	FOURTH PRIOR RUN DATE	WEEK PRIOR RUN DATE	TWO WEEK PRIOR RUN DATE	MONTH PRIOR RUN DATE	TWO MONTH PRIOR RUN DATE	THIRTY DAY AVE
1	CODE	IRN	CODE	CODE		CODE	NUMB	1	1	1	1	1	1	1	0	0	
2	2021L1STR	TRAD IRN	C	SC0100	District is educating	CTEA-007	5	8.072909	8.072909	8.14086	8.14086	8.14086	8.14086	8.418636	9.18252	9.406739	11.126327
3	2021L1STR	TRAD IRN	I	SC0100	District is educating	CTEA-007	4	34.76595	34.76595	34.76595	34.76595	34.76595	34.76595	34.910458	34.828702	30.175945	31.437243
4	2021L1STR	TRAD IRN	W	SC0100	District is educating	CTEA-007	1	80.268762	80.507114	80.507114	80.507114	80.507114	80.507114	80.749064	82.313862	82.667171	85.819867
5	2021L1STR	TRAD IRN	W	SC0100	District is educating	CTEA-007	2	25.693668	25.860336	25.860336	25.860336	25.860336	25.860336	25.860335	25.823088	25.640799	27.095447
6																	

CTEA-008 Students Initially Funded at District

- Includes CTE FTEs of students for which the LEA is initially funded
- Displays CTE FTEs as initially funded, positive amounts
- Contains Result Codes indicating the LEA is initially funded and break down transfer information by student situation
 - Result Code SC0110 – no transfer of funds
 - Result Code SC0120 – funds transferred to a JVSD
 - For Result Code SC0130 – funds transferred to a Community School/STEM
 - For Result Code SC0140 – funds transferred to another district

CTAE-008 Report Example

- Report is sent to traditional districts
- This example contains all four results codes
- Number of result codes will vary by district

	A	B	C	D	E	F	G	H	I	J	K	L	M	N	O	P	Q
	MNIFST	RPT DEST	ERR SEV	RESULT	RESULT CODE DESCR	LEVEL 2	CTE	LATEST	PRIOR	SEC PRIOR	THIRD	FOURTH	WEEK	TWO	MONTH	TWO	
1	CODE	IRN	CODE	CODE	RESULT CODE DESCR	CODE	NUMB	01/29/202	01/28/202	01/27/202	01/26/202	01/24/202	01/22/202	01/15/202	12/30/202	11/29/202	THIRTY
2	2021L1STR	TRAD IRN	C	SC0110	District is initially funded - no transfer	CTEA-008	5	7.586801	7.586801	7.654752	7.654752	7.654752	7.654752	7.932528	8.765856	8.990075	10.640218
3	2021L1STR	TRAD IRN	C	SC0120	District is initially funded - transfer to JVS	CTEA-008	1	13.108171	13.047426	13.047426	12.899279	13.102028	13.102028	13.102028	12.939488	12.828377	19.307295
4	2021L1STR	TRAD IRN	C	SC0120	District is initially funded - transfer to JVS	CTEA-008	4	9.166471	9.166471	9.166471	9.166471	9.357295	9.357295	9.357295	9.420048	9.422544	10.701739
5	2021L1STR	TRAD IRN	C	SC0140	District is initially funded - transfer to another district	CTEA-008	1	1.968402	1.968402	1.968402	1.968402	1.968402	1.968402	2.088893	2.089821	2.080993	2.539238
6	2021L1STR	TRAD IRN	I	SC0110	District is initially funded - no transfer	CTEA-008	1	77.217758	77.45611	77.45611	77.45611	77.45611	77.45611	77.69806	79.133912	79.453195	80.269137
7	2021L1STR	TRAD IRN	I	SC0110	District is initially funded - no transfer	CTEA-008	2	25.386533	25.553201	25.553201	25.553201	25.553201	25.553201	25.5532	25.515953	25.333664	26.037927
8	2021L1STR	TRAD IRN	I	SC0110	District is initially funded - no transfer	CTEA-008	4	33.654839	33.654839	33.654839	33.654839	33.654839	33.654839	33.799347	33.717591	29.064834	29.046281
9	2021L1STR	TRAD IRN	I	SC0130	District is initially funded - transfer to CS/STEM	CTEA-008	1	0.35857	0.35857	0.35857	0.35857	0.35857	0.293353	0.25937	0.128935	0.065217	0.348212
10	2021L1STR	TRAD IRN	I	SC0130	District is initially funded - transfer to CS/STEM	CTEA-008	5	0.636021	0.701238	0.701238	0.701238	0.701238	0.701238	0.701238	0.701238	0.701238	0
11	2021L1STR	TRAD IRN	I	SC0140	District is initially funded - transfer to another district	CTEA-008	4	0.250002	0.250002	0.250002	0.250002	0.250002	0.250002	0.250002	0.250002	0.250002	0
12	2021L1STR	TRAD IRN	W	SC0120	District is initially funded - transfer to JVS	CTEA-008	2	7.770376	7.654635	7.654635	7.3676	7.3676	7.3676	7.306489	7.598158	7.598158	5.204891
13	2021L1STR	TRAD IRN	W	SC0130	District is initially funded - transfer to CS/STEM	CTEA-008	4	1.032889	1.062066	1.062066	1.062066	1.062066	1.062066	1.00064	0.423917	0.423917	0.076327
14	2021L1STR	TRAD IRN	W	SC0140	District is initially funded - transfer to another district	CTEA-008	5	1.762967	1.762967	1.762967	1.762967	1.762967	1.762967	1.879633	1.818145	1.814422	1.897033

CTEA-009 Transfers

- Includes CTE FTEs that will either transfer in or out from the LEA receiving the report
- Displays CTE FTEs that transfer in as positive amounts and CTE FTEs that transfer out as negative amounts
- Includes CTE FTEs for students who are
 - in open enrollment situations
 - in specific non-open enrollment situations
 - attending community schools or STEM schools

Result Codes

- SC0150 – Open-enrolled in, initially funded elsewhere and funding transferred to educating LEA (positive amount)
- SC0160 – Open-enrolled out, initially funded then funding is transferred to the educating LEA (negative amount)
- SC0170 – Non open-enrolled in, initially funded elsewhere then funding is transferred to educating LEA (positive amount)
- SC0180 – Non open-enrolled out, initially funded then funding is transferred to the educating LEA (negative amount)
- SC0190 – Community School/STEM educating, funding transferred in (positive amount)
- SC0200 – Resident student at Community School/STEM, funding transferred (negative amount)

CTEA-009 Report Example

- This example has three result codes
- Any LEA type with fund transfers can receive this report
- Note the positive and negative amounts as well as the transfer IRNs

	A	B	C	D	E	F	G	H	I	J	K	L	M	N	O	P	Q	R	S
	MNIFST	RPT DEST	ERR SEV	TRNSFR TO	INIT	RESULT		LEVEL 2	CTE	LATEST	PRIOR	SEC PRIOR	THIRD	FOURTH	WEEK	TWO	MONTH	TWO	
	CODE	IRN	CODE	IRN	FUND ID	CODE	RESULT CODE DESCR	CODE	FUND	1	1	1	1	1	1	1	0	0	PRIOR
	CODE	IRN	CODE	IRN	FUND ID	CODE	RESULT CODE DESCR	CODE	NUMB	01/29/202	01/28/202	01/27/202	01/26/202	01/24/202	01/22/202	01/15/202	12/30/202	11/29/202	YEAR
2	2021L1STR	TRAD IRN C			TRAD IRN	SC0150	Transfers In - Open-enrollment	CTEA-009	4	0.416667	0.416667	0.416667	0.416667	0.416667	0.416667	0.416667	0.416667	0.416667	1.316889
3	2021L1STR	TRAD IRN C			TRAD IRN	SC0150	Transfers In - Open-enrollment	CTEA-009	1	0.688912	0.688912	0.688912	0.688912	0.688912	0.688912	0.688912	0.688912	0.785187	1.20712
4	2021L1STR	TRAD IRN C		JVS IRN		SC0160	Transfers Out - Open -enrollment	CTEA-009	1	-9.045029	-8.984284	-8.984284	-8.836137	-9.038886	-9.038886	-9.038886	-8.983009	-8.983009	-13.410483
5	2021L1STR	TRAD IRN C		JVS IRN		SC0160	Transfers Out - Open -enrollment	CTEA-009	4	-3.212147	-3.212147	-3.212147	-3.212147	-3.212147	-3.212147	-3.212147	-3.053072	-3.055568	-4.187304
6	2021L1STR	TRAD IRN I			TRAD IRN	SC0150	Transfers In - Open-enrollment	CTEA-009	5	0.138888	0.138888	0.138888	0.138888	0.138888	0.138888	0.138888	0.138888	0.138888	0
7	2021L1STR	TRAD IRN I			TRAD IRN	SC0150	Transfers In - Open-enrollment	CTEA-009	1	0.591508	0.591508	0.591508	0.591508	0.591508	0.591508	0.591508	0.720454	0.720454	0.614961
8	2021L1STR	TRAD IRN I			TRAD IRN	SC0150	Transfers In - Open-enrollment	CTEA-009	2	0.001578	0.001578	0.001578	0.001578	0.001578	0.001578	0.001578	0.001578	0.001578	0.002465
9	2021L1STR	TRAD IRN I			TRAD IRN	SC0150	Transfers In - Open-enrollment	CTEA-009	4	0.138889	0.138889	0.138889	0.138889	0.138889	0.138889	0.138889	0.138889	0.138889	0.259259
10	2021L1STR	TRAD IRN W		COMM IRN		SC0200	Transfers Out - Community/STEM	CTEA-009	1	-0.260869	-0.260869	-0.260869	-0.260869	-0.260869	-0.195652	-0.195652	-0.065217	-0.065217	-0.130434
11	2021L1STR	TRAD IRN W		COMM IRN		SC0200	Transfers Out - Community/STEM	CTEA-009	4	-1.032889	-1.062066	-1.062066	-1.062066	-1.062066	-1.062066	-1.00064	-0.423917	-0.423917	-0.076327

Quick Check

CTE FTE Daily Summary Reports are helpful to identify fluctuations in CTE FTEs that could affect funding. They can also be used to follow the flow of CTE funding based on student situations.

- Are you checking the Daily Summary reports often to avoid any negative impacts on CTE funding?
- Can you identify individual students in the Daily Summary reports by filtering the CTE FTE Detail Report?
- Are you sharing these reports with others in your district?

Summary

- CTE reports contain data to verify and issues to correct
- The troubleshooting process requires interaction between the CTE FTE Detail Report and the error reports
- Use the CTE FTE Summary Reports to verify data and to compare data from previous versions of the reports
- Confirm that corrections have been made in the source system and that new EMIS data has been submitted in order for CTE reports to be updated

Office of Career Tech

- To contact the Office of Career Tech, districts should call the main number (877-644-6338) and ask for a Career Technical Education Data Manager
- Some instances where districts should contact the Office of Career Tech
 - Career Technical Override questions
 - CTE-26 approval process
- Questions pertaining to CTE Accountability/CTE Report Card should be sent to accountability@education.ohio.gov

Resources

- <http://education.ohio.gov>
 - Current EMIS Manual
 - ODE Home > Topics > Data > EMIS > Documentation > EMIS Manual
- Level 2 Report Explanations
 - ODE Home > Topics > Data > EMIS > Documentation > EMIS Validation and Report Explanations
 - CTE FTE Reports
 - CTE FTE Daily Summary Reports
 - ODE Career Tech main page
 - ODE Home > Topics > Career Tech > Resources > FY 21 Program and Assessment Matrix
- Your ITC

Questions?

If you would like a certificate of attendance for this training, you must complete the below feedback form within 5 business days of this training

<https://tinyurl.com/EA-District-Feedback>