

Troubleshooting FY21 Graduation Reports



1

The Ohio Department of Education funds development of EMIS training materials as part of the EMIS Alliance grant. There is an expectation that ITCs will utilize these materials in training provided to your districts. That said, there are restrictions on use of the EMIS Alliance materials as follows: Materials developed as part of the EMIS Alliance program must be provided at no cost to your training participants. If you utilize the EMIS Alliance training materials – in whole or in part – you must not charge participants a fee to attend the class where the materials are used. Likewise, you may not use the materials or any portion thereof in any event where a fee is charged to attend. Exceptions must be approved in writing by the Department of Education in advance of scheduling/promoting any event which may violate these restrictions.

Questions regarding appropriate use of EMIS Alliance materials, or requests for exception to the restrictions noted above, should be directed to Melissa Hennon [Melissa.Hennon@education.ohio.gov].



2

2

Outline

- Overview of Reports and Requirements
- Grad Issues – Please Review Report
- Newly Assigned to Grad Cohort Report
- Graduation Cohort Pathway Reports
- Grad Cohort Year Status Reports
- Graduation Gen Issues Reports
- CTE Grad Cohort Reports



3

Overview

- Graduation Reports
 - Generated using EMIS data reported by traditional districts, JVSDs, community schools, and STEM schools
 - Used to verify students have met certain graduation requirements as expected
 - Available to LEAs who report graduates through the Graduate Collection
 - Note that JVSDs have a Graduation Collection through which they will receive some graduation related Level 2 reports
- This presentation will focus on troubleshooting the reports to verify graduation data



4

Graduation Reports

- Can be used to verify –
 - Student graduation cohort placement
 - Withdrawal and diploma dates
 - Graduation pathway data (not all pathways)
 - Graduation accountability data
- Graduation reports do not contain all data reported for graduates
- Graduation data not contained within the reports should be verified for accuracy and completeness



5

5

Class of 2021 Graduation Requirements

Graduation requirements and options

- are extensive and go beyond the scope of this training
 - We will discuss specific parts of graduation requirements and options that are included as part of the current graduation reports
- can be found by searching the ODE website for “Class of 2021 Graduation Requirements” or at this link
 - <http://education.ohio.gov/Topics/Ohio-s-Graduation-Requirements/Earning-an-Ohio-High-School-Diploma-for-the-CI-2>



6

6

Accessing Graduation Reports

From the Data Collector Graduate Collection (FY21) select the Level 2 Reports link

Graduation Collection (FY21)

FY21-G-Graduate: The FY21 Graduation (G) reporting period captures data related to graduating students. This data will include diploma information and...

Submissions: May 06, 2021 - October 15, 2021 (85 days till close)

Version: 3

Status: The collection was submitted yesterday at 04:45:48 PM by [redacted]


Submission Status: Processing Completed (yesterday at 04:45:53 PM)

Submission Number: 2 (attempt 1)

Actions: [Start Collection](#)
[Add New Scheduled Collection](#)
[Set Default Collection properties](#)

From ODE: [Level 2 Reports](#)

Prepare Outputs: [Level 1 Validations](#)
[View submission 2 Data](#)



7

Level 2 Reports

Collection Requests | Collection Status | Submissions | Progress | Reports | Archives | Messages | Resources | Preferences

Level 2 Reports

Data Feedback Reports and Files

Pre-Submission to ODE | Post-Submission and Processing by ODE

[Level 1 Details](#) | [Highlights and Recent](#) | [Level 2 Details](#) | [Received Files Details](#)

Level 2 Details

Choose the filter criteria then click the Show Reports link to generate the list of Level 2 reports matching these criteria. To see the option to *Generate a single .zip file for all reports (.csv)*, you must select a single Report Name, or select a single LEA and a single Collection Request or a single Category.

Filter Options

LEA: [dropdown] | **Collection Request: FY21-G-Graduate** | Data Set: All | School Year: All | Category: All

LEA IRN: [text] | Report Name: All | Last Activity Within: All | Show closed collections [checkbox]

Processed on or after: [text] | Last Updated on or after: [text]

With Data Only: Exclude reports with 0 rows | Report Name includes: [text]

Display Options

Group By: Collection Request LEA Level 2 Report Category Data Set

[Show Reports](#) | [Restore Defaults](#) | [Reset Date textboxes](#)


Show/Hide Category

Career Tech Graduate Status

[Deselect All Categories](#)

You will land on the Level 2 Details page and the Collection Request filter will be set to "FY21 - G - Graduate"

Select "Show Reports"



8

Level 2 Reports, cont'd

Collection Request / Report Name	LEA	Fatal	Critical	Warn	Info	Total	Category	Data Set	Process Date	Last Upd Date	Submission	Help Page
Graduation Collection (FY21) (2021G0000) (Count: 12)												
(CTGR-421) 2021 - CTE Grad Cohort - 4th Year Status		0	0	0	128	128	Career Tech	G	08/05/21 01:40	08/04/21 01:54	Not Known	Help...
(CTGR-422) 2022 - CTE Grad Cohort - 3rd Year Status								G	08/05/21 01:40	08/04/21 01:54	Not Known	Help...
(CTGR-423) 2023 - CTE Grad Cohort - 2nd Year Status								G	08/05/21 01:40	08/04/21 01:54	Not Known	Help...
(CTGR-424) 2024 - CTE Grad Cohort - 1st Year Status		0	0	0	2	2	Career Tech	G	08/05/21 01:40	08/04/21 01:54	Not Known	Help...
(GRAD-002) Newly Assigned to Grad Cohort		0	0	0	196	196	Graduate	G	08/05/21 00:00	08/01/21 00:00	Not Known	Help...
(GRAD-421) 2021 - Grad Cohort - 4th Year Status		0	0	0	208	208	Graduate	G	08/05/21 00:00	08/01/21 00:00	Not Known	Help...
(GRAD-422) 2022 - Grad Cohort - 3rd Year Status								G			Not Known	Help...
(GRAD-423) 2023 - Grad Cohort - 2nd Year Status								G			Not Known	Help...
(GRAD-424) 2024 - Grad Cohort - 1st Year Status		0	0	0	192	192	Graduate	G	08/04/21 00:00	08/01/21 00:00	Not Known	Help...
(GRAD-520) 2020 - Grad Cohort - 5th Year Status		0	0	0	240	240	Graduate	G	08/05/21 00:00	08/01/21 00:00	Not Known	Help...
(GRAD-999) Grad Issues - Please Review		0	176	0	0	176	Graduate	G	08/05/21 01:43	08/03/21 15:12	Not Known	Help...
(STAT-001) Level 2 Status Report		0	0	0	1	1	Status	G	12/31/0 00:00	12/31/0 00:00	Not Known	Help...

Your list of graduate reports will vary from this example

The first report we are going to look at is the (GRAD-999) Grad Issues – Please Review report



Locating Reports in Received Files

On the Reports tab of the Data Collector, select Received Files

Use filters to narrow the search for files

Select "List Files"

We will open received files in an upcoming section of this presentation

LEA / File	Data Set	Category	Short Name	File Size
2021_GRAD_Cohort-EOC-Asmnt-Detail_20210708.xls	NONE	Graduate	Cohort-EOC-Asmnt-Detail	374272
2021_GRAD_Cohort-EOC-Path-Req-Stat_20210708.xls	NONE	Graduate	Cohort-EOC-Path-Req-Stat	289792
2021_GRAD_Cohort-Non-EOC-Pts-Detail_20210708.xls	NONE	Graduate	Cohort-Non-EOC-Pts-Detail	425984
2021_GRAD_Cohort-SAT-ACT_Path_Req_stat_20210708.xls	NONE	Graduate	Cohort_SAT-ACT_Path_Req_stat	267264
2021_GRAD_Cohort-WK-IndCred_Path_Req_stat_20210708.xls	NONE	Graduate	Cohort_WK-IndCred_Path_Req_stat	239616



Prepare the Report

Prepare your report for analysis

- Select header row and wrap text
- Freeze top row
- Justify column width
- Apply filters
- Better yet, use your macro!
- Use VLOOKUP to add names to Received Files
- See prior year versions of this presentation for step-by-step instructions
 - <https://community.mcoecn.org/display/EM/EMIS+Alliance+Public+Space>



11

Quick Check

Students in the class of 2021 have multiple ways to meet graduation requirements. EMIS data will be used to determine which pathway(s) the student meets. The graduation reports will aid in determining if EMIS data has been reported correctly.

- What are your district's graduation requirements?
- Who is monitoring student pathway progress?
- Who in your district do you work with to validate this data?



12

Grad Issues Report



13

13

Grad Issues Report

- Level 2 Report in the Graduate Collection
- Contains Result Codes that identify specific situations that should be reviewed
- Includes students from any current cohort report
 - 4-year 2021 - and 5-year 2020 cohorts
 - DORP schools – 6-year 2019, 7-year 2018, and 8-year 2017
- In the next series of slides, we will filter on and discuss each result code



14

14

Grad Issues Report

Seven result codes

- A student can generate more than one result code

We will filter on each result code in the upcoming slides

“Related Option From Report” value contains additional data based on the result code

RPT DEST	IRN	Severi	SSID	EmisID	Last Name	First Name	Middle Name	LEVEL 2 REC TYPE	CODE	REC TYPE DESCR	RESULT CODE	RESULT CODE DESCR	COHORT YEAR	Related Option From Report	ACNTBL LEA IRI	SRC LEA IRI	ATNDNG
1	Trad IRN I		RT9807121	123456789	Last Name	First Name	Middle Name	GRAD-999	GRAD-999	Grad Issues Report	SR4001	Diploma Reported but No Withdrawal of 99	2021	07/15/2021	Trad IRN	Trad IRN	Bldg IRN
2	Trad IRN W		JP9321542	123456790	Last Name	First Name	Middle Name	GRAD-999	GRAD-999	Grad Issues Report	SR3003	Withdrawal Date After Diploma Date	2017	06/30/2018	Trad IRN	Trad IRN	Bldg IRN
3	Trad IRN W		NR5026532	123456794	Last Name	First Name	Middle Name	GRAD-999	GRAD-999	Grad Issues Report	SR3003	Withdrawal Date After Diploma Date	2018	06/30/2018	Trad IRN	Trad IRN	Bldg IRN
4	Trad IRN W		RR3567168	123456797	Last Name	First Name	Middle Name	GRAD-999	GRAD-999	Grad Issues Report	SR3003	Withdrawal Date After Diploma Date	2020	06/30/2020	Trad IRN	Trad IRN	Bldg IRN
5	Trad IRN W		TD9049163	123456800	Last Name	First Name	Middle Name	GRAD-999	GRAD-999	Grad Issues Report	SR3003	Withdrawal Date After Diploma Date	2021	06/30/2021	Trad IRN	Trad IRN	Bldg IRN
6	Trad IRN W		RP2358790	123456801	Last Name	First Name	Middle Name	GRAD-999	GRAD-999	Grad Issues Report	SR3002	Student Does Not Appear to Meet Any Graduation Pathway	2021	See Pathway Flags	Trad IRN	Trad IRN	Bldg IRN
7	Trad IRN W		TF5861755	123456802	Last Name	First Name	Middle Name	GRAD-999	GRAD-999	Grad Issues Report	SR3002	Student Does Not Appear to Meet Any Graduation Pathway	2021	See Pathway Flags	Trad IRN	Trad IRN	Bldg IRN
8	Trad IRN W		RR3660250	123456803	Last Name	First Name	Middle Name	GRAD-999	GRAD-999	Grad Issues Report	SR3002	Student Does Not Appear to Meet Any Graduation Pathway	2021	See Pathway Flags	Trad IRN	Trad IRN	Bldg IRN
9	Trad IRN W		PZ3553681	123456804	Last Name	First Name	Middle Name	GRAD-999	GRAD-999	Grad Issues Report	SR3002	Student Does Not Appear to Meet Any Graduation Pathway	2021	See Pathway Flags	Trad IRN	Trad IRN	Bldg IRN
10	Trad IRN C		RV4995471	123456806	Last Name	First Name	Middle Name	GRAD-999	GRAD-999	Grad Issues Report	SR2002	No GC Records Reported For the Student	2021		Trad IRN	Trad IRN	Bldg IRN
11	Trad IRN C		TD7457704	123456807	Last Name	First Name	Middle Name	GRAD-999	GRAD-999	Grad Issues Report	SR2001	Withdrawal of 99 Reported But No Diploma Reported	2021	06/04/2021	Trad IRN	Trad IRN	Bldg IRN
12	Trad IRN I		RV4995471	123456808	Last Name	First Name	Middle Name	GRAD-999	GRAD-999	Grad Issues Report	SR4002	Diploma Not Issued by Accountable District	2021	Trad IRN	Trad IRN	Trad IRN	Bldg IRN

Student's cohort year



15

15

Filter by Result Code, cont'd

Filter on result code GR2002

- No GC records reported for the student (Critical)
 - Verify Student Graduation - Core Summary GC Records
 - Preview/Submission files in Graduate Collection
- Could be received by an accountable district, such as the resident district of a STEM district student, or the resident district of a special education cooperative student
 - Ignore if these records are not required to be reported by your LEA
 - Verify that the educating district is reporting GC records



16

16

Complete Courses

Students must meet state minimum requirement of 20 credits*

- Districts may require more credits to graduate

Courses	Credits
English Language Arts	4
Health	1/2
Mathematics	4
Physical Education	1/2
Science	3
Social Studies	3
Electives	5

Graduate Collection Level 1 Validations

- **GC.1002(A) Has credits but less than 20**
- **GC.1002(B) Has zero credits**

*This is not a complete list of course/credit options. LEAs should consult the ODE website for additional information



17

Filter by Result Code

Filter on result code GR1001

- Enrolled after diploma year (Fatal)
 - Verify diploma date reported in 21G is correct
 - Will be generated once the student is reported in the FY22 school year
 - Graduating district would see this if re-reporting the student in FY22 after they were reported as a graduate
 - Graduating district will also see this if student enrolls in a different district after being reported as a graduate

Filter on result code GR3003 (Currently Deactivated)

- Withdrawal date after diploma date (Warning)
- This check was active for a time but deactivated due to date issues



18

Filter by Result Code, cont'd

- Filter on result code GR2001
 - Withdrawal 99 with no diploma date/type reported (Critical)
 - Confirm accuracy of withdrawal reported
 - Does a diploma date/type need to be reported?
 - If 99 reported in prior year in error, then ignore
 - In ODDEX, on the Grad Cohort tab, summer withdrawal dates will appear as 7/1/20XX and this is as intended
 - We will talk about diploma date reporting next



19

Diploma Date Element Definition

EMIS Manual 2.6 Student Attributes No Data (FN) Record

- The date that students completed graduation requirements and finished formal secondary education
- In most cases, the diploma date will be the last day of school for seniors
- For students with disabilities, the diploma date is the date that students completed their IEP goals and received a Free Appropriate Public Education (FAPE).



20

Diploma Date – EMIS Newsflash July 1, 2020

Diploma Date Element Clarification (From the Newsflash)

- To count in the FY20 graduation rate, a student's Diploma Date must be prior to the earliest first day of school being reported on a district's FY21 calendars
- Given the ordered school building closure this spring, many districts are planning delayed ceremonies that will ultimately take place after the earliest first day of school for the coming school year
- To clarify the reporting of this element, the Diploma Date reported should not be the date that students receive their physical diplomas
- The Diploma Date reported should be the date that students completed graduation requirements and finished formal secondary education. In most cases, that will be the last day of school for seniors



21

Diploma Date Clarification

EMIS Change - 21-95 Grad Jun #2

- Determine criteria/logic for setting the Grad Calendar for accepting diploma dates
- Current rules are to allow graduates from the first day of school up to the day before the start of the next school year (using the earliest start date of all the calendars reported for a district); this data is loaded into REF_ORG_CAL and is used throughout the Graduation manifest
- This can create issues for year-round schools as well as districts with a building or two that starts significantly earlier than the bulk of the district
- This change is to more clearly define the date used to set the grad calendar
- First posted: 10/13/20



22

Diploma Date Clarification, cont'd

- Per ODE-
 - The rule is to use the date that is one day before the date when at least 50% of the schools become “open”
 - Example, If a district has 10 schools and one opens in July and all the others open August 15th, it's August 15th when they hit at least 50% being open, and thus the day before (August 14th) is the last day a student could graduate and be counted as being 'on time'
- Verify that students are counting in the graduation rate as expected



23

23

FY21 Graduation Flexibility

- The window of flexibility granted to school districts and graduating students to complete graduation requirements extends through September 30, 2021
- Students in the cohort class of 2021 must graduate prior to the first day of school for 2021-2022 to be considered an on-time four-year graduate
 - Example - A student in the cohort class of 2021 graduates between the first day of school for 2021-2022 and September 30, 2021, under this flexibility and will not be considered an on-time four-year graduate. They will be considered a five-year graduate.



24

24

Filter by Result Code

Filter on Result Code GR4001 –

- Diploma reported but no 99-withdrawal code reported (Informational)
 - Is the student a graduate and the reporting of a diploma is correct?
 - If not, remove the diploma date
 - If yes, then see the following steps to troubleshoot
 - For the following examples, End of Year Student Collection (FY21) is closed and Beginning of Year Student Collection (FY22) or SOES Beginning of Year Student Collection (FY22) are open



25

25

Filter by Result Code, cont'd

- Student withdrew on or before the last day of school for 20-21 and a withdrawal code of 99 was not reported
 - Cannot report a Student Withdrawal Override (FC) record in 21G with a code of 99
 - FC record in Graduate Collection can only be used with withdrawal codes 40, 42, 43, 45, 46, 48, 51, 52, 81
 - Report a Student Withdrawal Override (FC) in 22S
 - Will clear the student from the Missing Student report in 22S
 - Will also clear up the GR4001 result code
- Student is a summer graduate, after the last day of school for 20-21 and before the first day of school for 21-22
 - Report the student's withdrawal in FY22S



26

26

Filter by Result Code, cont'd

Another situation that could cause the GR4001 result code

- The diploma is reported, and the student has been withdrawn but the withdrawal code is not a 99
- Example: The student dropped out in February and was withdrawn with a 7x withdrawal code
 - The student shows up at the end of school and asks the district to accept credit for online classes the student took from a non-EMIS entity after the student dropped out
 - The district gives credit for the courses and issues the student a diploma
 - The district would report the student as a graduate but would not change the withdrawal code, so there would not be a 99-withdrawal code reported



27

Filter by Result Code, cont'd

Filter on result code GR4002

- Diploma not issued by accountable district (Informational)
- Could be special education cooperative student
 - Diploma reported by educating district
 - Student accountable at resident district
- Could be a DORP school student in the 6, 7 or 8-year cohort who didn't graduate
- Verify the data for accuracy



28

Filter by Result Code cont'd

Filter on result code GR3002

- Student does not meet any pathway – See Pathway Flags (Warning)
 - This check is looking at a file that is created when the Grad Cohort Pathway reports are updated in Received Files
 - Grad Cohort Pathway Reports are not updated nightly
 - Only looks at the Ohio's State Test Pathway, the College and Career Readiness Test Pathway, and the Industry-recognized credential and score on Workforce Readiness Test Pathway



29

29

Quick Check

The Grad Issues report provides checks that can be used to verify graduation data. The report should be reviewed often as it is updated nightly and could change based on another LEA's reporting.

- Have your graduates been reported with correct diploma dates and withdrawal dates?
- Have you investigated each student on the report to verify data accuracy?
- Are you saving your work between report reviews?



30

30

Newly Assigned to Grad Cohort Report



31

Newly Assigned to Grad Cohort Report

- Contains students that are being assigned to a graduation cohort during the first year they are assigned to any cohort
- For FY21, students on the report would not have been in any graduation cohort for any district prior to FY21
- Was previously available in the End of Year Student Collection and is now included in the Graduate Collection
- Important to review while data collections are open if corrections need to be made
- In some cases, a student's placement into an incorrect cohort can be appealed depending on timing of data reporting and appeals



32

Newly Assigned to Grad Cohort, cont'd

A student with EMIS ID and Name "Not Available" could be a STEM District student for which your LEA is accountable

We will filter on Result Codes in upcoming slides

A	B	C	D	E	F	G	H	I	J	K
RPT DEST	ERR SEV						LEVEL 2 RED	RED TYPE	RESULT	
IRN	CODE	SSID	EmisID	Last Name	First Name	Middle Nam	TYPE CODE	DESCR	CODE	RESULT CODE DESDR
2	Trad IRN	I	OR3781929	Not Available	Not Available	Not Available	Not Available	GRAD-002	GR0000	Student accountable in this LEA
3	Trad IRN	I	WY3232877	Not Available	Not Available	Not Available	Not Available	GRAD-002	GR0000	Student accountable in this LEA
4	Trad IRN	I	ML1526094	123456789	Last Name	First Name	Middle Name	GRAD-002	GR0000	Student accountable in this LEA
5	Trad IRN	I	VD4312949	123456790	Last Name	First Name	Middle Name	GRAD-002	GR0000	Student accountable in this LEA
6	Trad IRN	I	TY7572469	123456791	Last Name	First Name	Middle Name	GRAD-002	GR0000	Student accountable in this LEA
7	Trad IRN	I	WD8273411	123456792	Last Name	First Name	Middle Name	GRAD-002	GR0000	Student accountable in this LEA
8	Trad IRN	I	VH9862928	123456793	Last Name	First Name	Middle Name	GRAD-002	GR9998	Student accountable in State rate but not LEA



Newly Assigned to Grad Cohort, cont'd

IRNs can be used to determine which LEA is reporting the student

Student added to the cohort based on grade level = GRDIN, Student added using the Fiscal Year Began 9th Grade Element = FYB9G

L	M	N	O	P	Q	R	S	T	U	V	W	X	Y	
ACNTBL	SRC LEA	ACNTBL	SRC ATNDNG	COHORT	DENOM	NUMER	RPTD	STATE EQUIV	SUMTV	DISAB	ADD COHORT	SPID CHANGE	OVERID	
LEA IRN	IRN	ORG IRN	ORG IRN	YEAR	FLAG	FLAG	YEA	GRADE LEVEL	RACE ETHNC	CNDTN	BY GRAD	OR	DEACTIVATE	
								CODE	CODE	FLAG	EVENT CODE	DEACTIVATE	FLAG	
2	Trad IRN	STEM IRN	STEM IRN	STEM IRN	2024	Y	N	2021	09	A	N	FYB9G	N	N
3	Trad IRN	STEM IRN	STEM IRN	STEM IRN	2024	Y	N	2021	09	W	N	GRDIN	N	N
4	Trad IRN	Trad IRN	Bldg IRN	Bldg IRN	2024	Y	N	2021	09	B	N	GRDIN	N	N
5	Trad IRN	Trad IRN	Bldg IRN	Bldg IRN	2024	Y	N	2021	09	A	N	FYB9G	N	N
6	Trad IRN	Trad IRN	Bldg IRN	Bldg IRN	2024	Y	N	2021	09	W	Y	GRDIN	N	N
7	Trad IRN	Trad IRN	Bldg IRN	Bldg IRN	2024	Y	N	2021	09	W	N	GRDIN	N	N
8	*****	Trad IRN	****	Trad IRN	2023	N	N	2021	10	W	N	GRDIN	N	N

Note the appearance of a STEM IRN. The STEM District and Resident district are both accountable

Denominator is set to Y when your LEA is accountable. Numerator will be N until the student is reported with an on-time diploma



Filter on Result Codes

- Verify that all newly assigned students are appearing on the report as expected
- Filter on Result Code GR0000 – Students who appear in the denominator for the district in their graduation cohort
 - Verify the newly assigned students to be in the correct cohort
 - Update EMIS data if appropriate and when collection is still open



35

Filter on Result Codes, cont'd

- GR9998 - Students who count at the state level
 - Examples are Autism and Jon Peterson Scholarship students, and students who are placed into institutions (How Received P or T)
- GR9999 – Students who have exited the cohort
 - Example would be a student who moved out of state or withdrew to a non-public school
- GR9997 – Students who have been reported in the current year, but are not accountable at your district or students for whom your district was accountable last fiscal year, but for whom your district is not accountable this year



36

Another Way to Check Cohort Assignments

- Review Level 2 Graduation Reports
 - (GRAD-421) 2021 – Grad Cohort – 4th Year Status
 - (GRAD-422) 2022 – Grad Cohort – 3rd Year Status
 - (GRAD-423) 2023 – Grad Cohort – 2nd Year Status
 - (GRAD-424) 2024 – Grad Cohort – 1st Year Status
 - (GRAD-520) 2020 – Grad Cohort – 5th Year Status
- See columns in the bullets below to show all assignments and not just those who are newly assigned
 - Cohort Year
 - Add Cohort By GRAD Event Code



37

Quick Check

The Newly Assigned to Grad Cohort report can be very helpful in identifying students who have been assigned to a cohort during the current fiscal year. This can provide opportunities to make data corrections, or to file an appeal depending on timing.

- Can you verify that the cohort placements are correct for the students listed on the report?
- Are all students appearing on the report as expected?
- Are there any incorrect cohort assignments and can the data be changed, or appealed?



38

Graduation Cohort Pathway Reports



39

Class of 2021 Graduation Pathways

Grad Cohort Pathway Reports look at three specific pathways

- Ohio's State Test Pathway
 - Assessments, Substitute tests, Graduation Exemption (FE) Records
- College and Career Readiness Tests Pathway
 - Assessments
- WorkKeys and Industry Credential Pathway
 - Assessments



40

Assessments used in Pathway Reports

- Report all assessments that students took
 - AC – American College Testing Assessment (ACT)
 - AP – Advanced Placement Assessments*
 - GE – End of Course Tests
 - GW – Industry Credential
 - GX – High School Alternate Assessment (OGT)
 - IB – International Baccalaureate Assessment*
 - WK – WorkKeys Assessment
 - SA – Scholastic Aptitude Test
- Report substitute tests that are used in the Ohio’s State Test Pathway
 - GE – End of Course Tests (Manually entered)

* Some subject specific AP and IB assessments are also considered to be substitute tests



41

2021 Graduation Cohort Pathway Reports

- Ohio’s State Test Pathway
 - 2021_GRAD_Cohort-EOC-Path-Req-Stat_2021XXXX.xls
 - 2021_GRAD_Cohort-EOC-Asmnt-Detail_2021XXXX.xls
 - 2021_GRAD_Cohort-Non-EOC-Pts-Detail_2021XXXX.xls
- College and career readiness tests pathway
 - 2021_GRAD_Cohort_SAT-ACT_Path_Req_stat_2021XXXX.xls
- Industry-recognized credential and score on workforce readiness test pathway
 - 2021_GRAD_Cohort_WK-IndCred_Path_Req_stat_2021XXXX.xls



42

2021 Graduation Cohort Pathway Reports

Three pathway reports and two assessment detail reports

- All five reports contain the same students (could be sorted differently)
- Updated about once a month beginning in late spring of the cohort graduation year and will be updated more frequently through the end of the graduate collection
- Indicate met or not met for a specific pathway
- Include assessments reported by any LEA
- Do not contain students who most recently tested with an Alternate Assessment
- Do not calculate total points for students who have any transfer credit reported (SNR = Y)
 - Those students will appear on the detail reports with information, but all totals on the pathway report will appear as blank



43

Ohio's State Tests Pathway Substitute Tests

Substitute tests

- See specific information as to timelines, subjects and graduation points for substitute tests at
 - <http://education.ohio.gov/Topics/Ohio-s-Graduation-Requirements/18-Points-on-State-Tests>
- It is recommended that you consult the EMIS Manual and the ODE website for details regarding the reporting of substitute tests



44

2021_GRAD_Cohort-EOC-Path-Req-Stat_2021XXXX.xls

Result, Result Description, Severity, and L2_rec_type columns currently contain default values

Report is by cohort and contains one row per student

	A	B	C	D	E	F	G	H	I
	LEA_IR	BLDG_IR	Result	Result_Description	Severity	L2_rec_type	ssid	cohort_year	grad_points_ALG1
1	N	N	GR0000	Current graduation status	I	GRAD_0004	BD8876377	2021	
2	Trad IRN Bldg IRN	GR0000	Current graduation status	I	GRAD_0004	BZ8566839	2021	3	
3	Trad IRN Bldg IRN	GR0000	Current graduation status	I	GRAD_0004	DJ5575169	2021	2	
4	Trad IRN Bldg IRN	GR0000	Current graduation status	I	GRAD_0004	DN1952073	2021	3	
5	Trad IRN Bldg IRN	GR0000	Current graduation status	I	GRAD_0004	FT4742099	2021		
6	Trad IRN Bldg IRN	GR0000	Current graduation status	I	GRAD_0004	JL5139778	2021	3	
7	Trad IRN Bldg IRN	GR0000	Current graduation status	I	GRAD_0004	LF1605813	2021	4	
8	Trad IRN Bldg IRN	GR0000	Current graduation status	I	GRAD_0004	NR8263666	2021	4	
9	Trad IRN Bldg IRN	GR0000	Current graduation status	I	GRAD_0004	PD3219170	2021	2	
10	Trad IRN Bldg IRN	GR0000	Current graduation status	I	GRAD_0004	PH2180283	2021	4	
11	Trad IRN Bldg IRN	GR0000	Current graduation status	I	GRAD_0004	PR4705701	2021	3	
12	Trad IRN Bldg IRN	GR0000	Current graduation status	I	GRAD_0004				



Graduation Points

- After the cohort year column, the next 9 columns contain graduation points earned by subject
- Graduation points are calculated from actual assessments taken, substitute tests, and graduation exemptions that are reported to EMIS
- When both a substitute test and an actual test taken are reported to EMIS, the higher score will be used on the pathway reports

H	I	J	K	L	M	N	O	P	Q
cohort_year	grad_points_ALG1	grad_points_GEOM	grad_points_MTH1	grad_points_MTH2	grad_points_ELA1	grad_points_ELA2	grad_points_HIST	grad_points_GOVN	grad_points_BIOL
2021		5				2		5	5
2021	3	3			5	4	5	5	5
2021	2	4			2	4	4	3	2
2021	3	3			3	4	4	5	3
2021		5				5	5	5	
2021	3	4					2	4	1
2021	4	3					5	5	5

Values will be blank when the student has no points in an assessment area



Total Graduation Points

The next 5 columns provide total graduation points earned for ELA, Math, and Social Studies/Science

R	S	T	U	V
total_grad_points_ELA	total_grad_points_MAT H	total_grad_points_SS_SCI	total_grad_points_GE_M2_ELA2	total_grad_points
2	5	10		17
9	6	15		30
6	6	9		21
7	6	12		25
5	5	10		20
5	7	7		19
7	7	15		29
7	8	7		22
8	5	13		26
7	5	7		19
8	6	9		23

Required - 4 points on English tests, 4 points on Math tests, 6 points on Science and Social Studies tests

Total of 18 points required with subject area required points met



Points/Pathway Met

- Columns to the far right of the report indicate if the pathway has been met or not met
- When not met, the met points columns will indicate which area has not been met

W	X	Y	Z	AA	AB	AC
met_points_ELA	met_points_MATH	met_points_SS_SCI	met_points_GE_M2_ELA2	req_total_p oints	met_total_p oints	met_EOC_p athway
NO	YES	YES		18	NO	NO
YES	YES	YES		18	YES	YES
YES	YES	YES		18	YES	YES
YES	YES	YES		18	YES	YES
YES	YES	YES		18	YES	YES
YES	YES	YES		18	YES	YES
YES	YES	YES		18	YES	YES
YES	YES	YES		18	YES	YES
YES	YES	YES		18	YES	YES
YES	YES	YES		18	YES	YES

Students with a "Y" in the last column have met the pathway



2021 GRAD Cohort EOC Asmnt Detail

Contains EOC assessment data by subject

- Assessments that were actually taken by students
- Highest score and graduation points earned
- Assessment date and test type
- Alternate assessment students are not included
- Assessments can appear that were reported by another LEA



EOC Assessment Detail

Report contains the highest score and graduation points along with the test type and test date in eight assessment areas

I	J	K	L	M	N	O	P
max_score_E	grad_points_	score_date_	req_test_type_	max_score_E	grad_points_	score_date_	req_test_type_
OC_ALG1	EOC_ALG1	EOC_ALG1	EOC_ALG1	OC_GEOM	EOC_GEOI	EOC_GEOI	EOC_GEOM
721	3	Apr-18	STR	714	3	Apr-19	STR
684	2	Apr-18	STR	663	1	Apr-19	STR
711	3	Apr-18	STR	714	3	Apr-19	STR
670	1	Apr-18	STR	663	1	Apr-19	STR
728	4	Apr-18	STR	702	3	Apr-19	STR
670	1	Apr-18	STR	667	1	Apr-19	STR
690	2	Apr-18	STR	710	3	Apr-19	STR
662	1	Apr-18	STR	667	1	Apr-19	STR
703	3	Apr-18	STR	702	3	Apr-19	STR
			STR	675	1	Apr-19	STR
			STR	702	3	Apr-18	STR
			STR	646	1	Apr-19	STR

This screenshot contains the first two assessment areas, Algebra 1 and Geometry



2021 GRAD Cohort Non EOC Pts Detail

Contains data from Substitute Tests

- Highest score and graduation points earned
- Substitute tests included on the report
 - EOC assessments (GE) with Score Not Reported reasons of W, X, and 2
 - ~~Ohio Graduation Test Alternate Assessment (GX) with Score Not Reported reason of W~~
 - ~~CTE Technical Assessments (GY) with a Score Not Reported reason of X~~
 - AP or IB exams reported



51

2021 GRAD Cohort Non EOC Pts Detail, cont'd

Contains assessment data for students with disabilities who have been exempted from the consequences of the EOC

- Student Special Education Graduation Requirement (FE) Record must be reported
- Report assessments that the student takes or was required to take and did not test
- Three graduation points will be awarded for each area of exemption where the student attempts the EOC and whose score earns less than three points



52

2021 GRAD Cohort Non EOC Pts Detail, cont'd

- Based on the highest number of graduation points earned via a substitute test or a special education exemption, the maximum graduation points for each assessment area will be included on the report
- Assessments can appear that were reported by another LEA
- Not all substitutes apply to all subject areas



Non-EOC Points Detail

AP and IB test data

EOC records reported for CCP Courses

EOC records reported for courses taken prior to EOC availability

Maximum Non-EOC points for History

I	J	K	L	M	N	O	P	Q	R	S	T
FE_Exempt_date	max_AP_IB_pnts_HIST	AP_IB_area	AP_IB_score	CCP_point_s_HIST	CCP_date_HIST	NONPUB_po ints_HIST	NONPUB date_HIST	EOC_not_avai l_points_HIST	FE_Exempt_HIST	non_pub_trans fer_HIST	max_alternate_gra d_points_HIST
	5	AP33	20-May							Do Not Use	
	5	AP33	19-May				5	19-Apr		Do Not Use	
11/6/2020	3	AP33	19-May						5	Do Not Use	5
9/8/2020				5					N	Do Not Use	5
12/18/2020									Y	Do Not Use	3
					4	Apr-21				Do Not Use	4

Non-Public transfer assessments

Student reported with Graduation Exemption (FE) for History, three graduation points awarded with assessment



College and Career Readiness Tests Pathway

2021_GRAD_Cohort_SAT-ACT_Path_Req_stat_2021XXXX.xls

- Contains highest score earned across all administrations of the ACT or SAT
- Scores must come from either the ACT or the SAT and cannot be a combination between both tests
- ACT test scores are used for Reading, Math, and English
- SAT test scores are used for Reading, Math, and Writing
- Remediation free scores will be indicated on the report as “YES”
- If no points have been reported in an assessment area, the data for that student in that assessment area will be blank
- When a pathway is met for ACT or SAT, the report will indicate “YES”



55

SAT ACT Pathway Reports Update

SAT/ACT Reports

- Contain all SAT/ACT records reported for each student in the 2021 cohort
- Should be reviewed to ensure reporting accuracy and completeness
- Reports are reflective of current graduation requirements to meet the SAT/ACT college ready pathway
- For additional information on scores and timelines go to <http://education.ohio.gov/Topics/Ohio-s-Graduation-Requirements/College-and-Career-Readiness-Test>



56

2021 GRAD Cohort SAT ACT Path Req Stat

This is a section of the report that contains ACT data

- ACT scores and the date of the exam appear along with a Yes or No value to indicate a remediation free score

I	J	K	L	M	N	O	P	Q	R
ACT_score_M	ACT_remed_free_M	ACT_M_date	ACT_score_R	ACT_remed_free_R	ACT_R_date	ACT_score_ENG	ACT_remed_free_ENG	ACT_ENG_date	ACT_remed_free
23	YES	Feb-20	24	YES	Feb-20	23	YES	Feb-20	YES
17	NO	Feb-20	22	YES	Feb-20	22	YES	Feb-20	NO
15	NO	Feb-20	14	NO	Feb-20	12	NO	Feb-20	NO
17	NO	Feb-20	22	YES	Feb-20	14	NO	Feb-20	NO
25	YES	Feb-20	24	YES	Feb-20	23	YES	Feb-20	YES
14	NO	Feb-20	13	NO	Feb-20	11	NO	Feb-20	NO
21	NO	Feb-20	23	YES	Feb-20	17	NO	Feb-20	NO
13	NO	Feb-20	14	NO	Feb-20	11	NO	Feb-20	NO



57

2021 GRAD Cohort SAT ACT Path Req Stat

This is a section of the report that contains SAT data and pathway values

- SAT scores and the date of the exam appear along with a Yes or No value to indicate a remediation free score
- Final column indicates if the student has met either ACT or SAT pathway with a Yes or No value

S	T	U	V	W	X	Y	Z	AA	AB	AC
SAT_score_M	SAT_remed_free_M	SAT_M_date	SAT_score_R	SAT_remed_free_R	SAT_R_date	SAT_score_W	SAT_remed_free_W	SAT_W_date	SAT_remed_free	ACT_SAT_remed_free
	NO			NO			NO		NO	YES
	NO			NO			NO		NO	NO
	NO			NO			NO		NO	NO
	NO			NO			NO		NO	NO
460	NO	Nov-18	420	NO	Nov-18		NO		NO	YES
	NO			NO			NO		NO	NO
	NO			NO			NO		NO	NO
	NO			NO			NO		NO	NO



58

Industry Credential and Workkeys Pathway Report

Contains all Workkeys and Industry Credential records reported for each student in the 2021 cohort

- Report all assessment scores received
- Reports are reflective of current graduation requirements to meet this pathway
- Review to ensure reporting accuracy
- For more information on this graduation pathway including graduation flexibility, go to <http://education.ohio.gov/Topics/Ohio-s-Graduation-Requirements/Industry-Recognized-Credentials>



59

2021 GRAD Cohort WK Ind Cred Path Req Stat

- Contains the highest score from the Workkeys assessment
- Contains Industry Credentials earned
- Student must meet remediation free score of 14 on the Workkeys exam (at least three points in each subject area)
 - AND obtain 12 points for industry credentials in a single career field
- Assessment data for a student on this report will be blank if not earned or reported
- Last column will contain a Yes or No value to indicate this pathway as met or not met



60

2021_GRAD_Cohort_WK-IndCred_Path_Req_stat

WorkKeys Version 1	I	J	K	L	M	N	O	P	Q	R
workkey_score_LCIF	workkey_met_LCIF	workkey_ate_LCIF	workkey_score_M	workkey_met_M	workkey_ate_M	workkey_score_R	workkey_met_R	workkey_ate_R	workkey_ey_req_1	
	NO			NO			NO		NO	
	NO			NO			NO		NO	
	NO			NO			NO		NO	

WorkKeys Version 2

Totals for both versions

S	T	U	V	W	X	Y	Z	AA	AB	AC	AD	AE
workkey_score_amth	workkey_met_amth	workkey_ate_amth	workkey_score_glit	workkey_met_glit	workkey_date_glit	workkey_score_wdoc	workkey_met_wdoc	workkey_ate_wdoc	met_work_key_req_2	met_work_key_req_1	workkey_total_points_1	workkey_total_points_2
NO			NO			NO		May-21	NO	NO		5
NO			NO			5 YES			NO	NO		
NO			NO			NO			NO	NO		

Industry Credentials

Pathway Met

AF	AG	AH	AI	AJ	AK	AL	AM	AN	AO	AP	AQ	AR	AS	AT
cred_pts_Bus_fin	cred_pts_IT	cred_pts_Hosp_tour	cred_pts_Ag	cred_pts_Art	cred_pts_Const	cred_pts_Edu	cred_pts_Engnr	cred_pts_Hlth	cred_pts_Hum_svcs	cred_pts_Law	cred_pts_Man	cred_pts_Trans	Cred_po_ints_met	cred_work_req_met
2	2	2	2	2	2	2	2	14	2	2	2	2	2	NO
1	1	1	1	1	2	1	1	14	1	2	1	1	1	NO
1	1	1	19	1	25	1	19	1	1	1	19	1	1	NO



Quick Check

Graduation reports contain EMIS data that is used to determine if the student has met one or more graduation pathways. The data should be reviewed now to look for additional EMIS data that still needs to be reported.

- Are all expected 2021 cohort students appearing on the pathway reports?
- Is there EMIS data missing from the report that needs to be reported?
- Are these reports being shared with others in the district to verify accuracy and completeness of the data?



Grad Cohort Year Status Reports



63

Graduation Cohort Year Status Reports

- Reflect the status of students who have been assigned to a specific graduation cohort for graduation rate purposes
- Contain student graduate data that should be verified for accuracy and completeness
- Contain numerator and denominator data of the graduation rate for that cohort
- Contain flags to indicate passage of graduation pathways
 - Pathway data comes from the Cohort Pathway Reports in Received Files which are not updated nightly



64

Graduation Rates and the LRC

2021 four year and 2020 five-year graduation rates will appear on the 21-22 Local Report Card (LRC)

- 2021 four-year graduation rate uses a denominator of students for which the district is accountable and a numerator of on time graduates
- 2020 five-year graduation rate uses a denominator of students for which the district is accountable and a numerator of four year on time graduates plus students who graduated within five years



65

Graduate Collection Level 2 Reports

- For LEAs Reporting Graduates
 - (GRAD-421) 2021 - Grad Cohort - 4th Year Status
 - (GRAD-422) 2022 - Grad Cohort - 3rd Year Status
 - (GRAD-423) 2023 - Grad Cohort - 2nd Year Status
 - (GRAD-424) 2024 - Grad Cohort - 1st Year Status
 - (GRAD-520) 2020 - Grad Cohort - 5th Year Status
- For Dropout Prevention and Recovery (DORP) Schools Only
 - (GRAD-619) 2019 - Grad Cohort - 6th Year Status
 - (GRAD-718) 2018 - Grad Cohort - 7th Year Status
 - (GRAD-817) 2017 - Grad Cohort - 8th Year Status



66

Grad Cohort Report Columns

Columns A through G contain the IRN of the LEA receiving the report, Error Severity Codes, Student Names and Student IDs

- “Not Available” in the name columns indicate a student that the district is accountable for, not currently reporting to EMIS such as a STEM District student

	A	B	C	D	E	F	G	H	I
	RPT DEST	ERR SEV						LEVEL 2 REC TYPE	
1	IRN	CODE	SSID	EmisID	Last Name	First Name	Middle Name	CODE	REC TYPE DESCR
2	Trad IRN	I	TV2626494	Not Available	Not Available	Not Available	Not Available	GRAD-421	4YR 2021 Grad Cohort
3	Trad IRN	I	RT9900625	123456789	Last Name	First Name	Middle Name	GRAD-421	4YR 2021 Grad Cohort
4	Trad IRN	I	RV9562935	123456790	Last Name	First Name	Middle Name	GRAD-421	4YR 2021 Grad Cohort
5	Trad IRN	I							
6	Trad IRN	I							
7	Trad IRN	I	RP9718577	123456793	Last Name	First Name	Middle Name		
8	Trad IRN	I	TN8693237	123456794	Last Name	First Name	Middle Name	GRAD-421	4YR 2021 Grad Cohort
9	Trad IRN	I	RT9903491	123456795	Last Name	First Name	Middle Name	GRAD-421	4YR 2021 Grad Cohort

All Error Severity Codes are Informational

Columns H and I contain the name of the report



Grad Cohort Report Columns, cont'd

Columns J through S contain Result Codes, IRNs, cohort year, graduation rate denominator and numerator values, as well as the year the student was reported

J	K	L	M	N	O	P	Q	R	S
RESULT CODE	RESULT CODE DESCR	ACNTBL LEA IRN	SRC LEA IRN	ACNTBL ORG IRN	SRC ATNDNG ORG IRN	COHORT YEAR	DENOM FLAG	NUMER FLAG	RPTD YEAR
GR0000	Student accountable in this LEA	Trad IRN	STEM IRN	STEM IRN	STEM IRN	2021	Y	Y	2021
GR9999	Student has exited Ohio rate	999999	Trad IRN		Bldg IRN	2021	N	N	2020
GR0000	LEA whose data is being used	Trad IRN	Trad IRN	Bldg IRN	Bldg IRN	2021	Y	Y	2021
GR0000	Student accountable in this LEA	Trad IRN	Trad IRN	Bldg IRN	Bldg IRN	2021	Y	Y	2021
GR0000	Student accountable in this LEA	Trad IRN	Trad IRN	Bldg IRN	Bldg IRN	2021	Y	Y	2021
GR0000	Student accountable in this LEA	Trad IRN	Trad IRN	Bldg IRN	Bldg IRN	2021	Y	Y	2021
GR0000	Student accountable in this LEA	Trad IRN	Trad IRN	Bldg IRN	Bldg IRN	2021	Y	Y	2021

LEA accountable for this student

Verify cohort year is correct

LEA whose data is being used

Numerator Y's divided by Denominator Y's will produce the graduation rate



Grad Cohort Report Columns, cont'd

Columns T through AC contain enrollment and withdrawal dates, withdrawal codes, along with demographic and Student Attribute - Date Effective Record (FD) values

	R	S	T	U	V	W	X	Y	Z	AA	AB	AC
						STATE EQUIV GRADE	SUMTV RACE ETHNC	DISAB CNDTN	DISADV		FOSTER	HMLESS
1	NUMER FLAG	RPTD YEA	ENRL DATE	WTHD DATE	WTHD REASON CODE	CODE	CODE	FLAG	FLAG	LEP FLA	FLAG	FLAG
2	Y	2021	2020-08-19 00:00:00.0	2021-05-14 00:00:00.0	99	12	W	N	N	N	N	N
3	N	2020	2019-08-14 00:00:00.0	2019-10-15 00:00:00.0	43	11	W					
4	Y	2021	2020-08-24 00:00:00.0	2021-05-19 00:00:00.0	99	12	B	N	N	N	N	N
5	Y	2021	2020-08-24 00:00:00.0	2021-05-19 00:00:00.0	99	12	W	N	N	N	N	N

Accountability calculations for the graduation rate use the most recently reported disadvantage data. Students reported with a Disability, LEP, Foster, or Homeless code at any time once they begin 9th grade or are newly added to a cohort, will be included for accountability calculations.



69

69

Class of 2021 Graduation Pathways

- Grad Cohort Year Reports look at these three specific pathways from the Grad Cohort Pathway Reports
 - Ohio's State Test Pathway
 - College and Career Readiness Tests Pathway
 - WorkKeys and Industry Credential Pathway
- Grad Cohort Year Reports do not look at the FY21 pathways from the reported program codes
 - 520100 - Alternative Competency College Credit Plus Requirement Met
 - 520105 - Alternative Competency Career Experience and Technical Skill Requirement Met
 - 520110 - Alternative Competency Military Readiness Requirement Met



70

70

Grad Cohort Report Columns, cont'd

Columns AD through AH and columns AO and AP contain Pathway data and Met By data

AD	AE	AF	AG	AH	AO	AP
EOC	ACT SAT	WORK KEYS	FY18 ADTNL	FY18	MET BY ALT	
PTHWY	PTHWY	INDST CRED	GEN	ADTNL CTE	ASESMNT	MET BY IEP
FLAG	FLAG	FLAG	PTHWY	PTHWY	FLAG	EXMPT FLAG
Y	N	N	N	N	N	N
Y	N	N	N	N	N	N
N	N	N	N	N	N	N
Y	N	N	N	N	N	N

Grad Cohort reports are generated nightly however, pathway flags and "met by" columns are kept in sync with the pathway reports found in Received Files. These values will be updated when the pathway reports are updated.

Students reported FY21 graduation Pathway program codes will NOT appear as Y

Note that students with a "Y" in this column will not appear on the Pathway reports



Grad Cohort Report Columns, cont'd

Columns AI through AL contain cohort placement, enrollment after diploma reported and diploma data

Add Cohort by Grad Event Code "GRDIN" –based on grade level "FYB9G" –based on fiscal year began ninth grade "Blank" indicates the student was not assigned to a cohort during this fiscal year

If Y for "Enrolled after Diploma Reported", verify data for accuracy

AI	AJ	AK	AL
ADD COHORT BY GRAD	ENRL AFTER DIPLOMA	DIPLOMA TYPE	
EVENT CODI	RPTD FLAG	CODE	DIPLOMA RECEIV DAT
	N	1	2021-05-22 00:00:00.0
FYB9G	N	2	2021-05-22 00:00:00.0
	N	2	2021-05-22 00:00:00.0
	N	1	2021-05-22 00:00:00.0
	N	1	2020-06-01 00:00:00.0

Verify Diploma Date – See Slide #21

Review diploma type for accuracy as it is used in the generation of Prep For Success



Grad Cohort Report Columns, cont'd

Columns AM and AN contain SSID changes and override flags

AM	AN
SSID CHANGE OR DEACTIVATE FLAG	OVERID FLAG
N	N
N	N
N	N
N	N
N	N
N	N
N	N
N	N

When a student has an SSID change or deactivated SSID, the flag will be set to Y

- In ODDEX Grad Cohort the student's event code will be-
 - SIDCH – SSID Change – New SSID
 - SIDPV – SSID Change – Previous SSID
 - SIDDC – SSID Deactivation – New Current SSID
 - SIDDP – SSID Deactivation – Previous SSID

When a student has an approved appeal involving graduation data, the Override Flag will be set to Y

- In ODDEX the Override Related Flag will be set to Y



73

73

Where Students Count for Graduation

In the next series of slides, we will filter on each result code and discuss each situation

- Currently there are four result codes which indicate where the student will count for accountability measures
 - Count in a district
 - Count in a different district
 - Count at the state level
 - Not count in any district or at the state level
- We will show how the student looks in ODDEX as we look at each result code



74

74

Result Codes and the Graduation Rate

Count in this LEA's graduation rate

- GR0000 Student accountable in this LEA
- Students the LEA is educating and or responsible for educating
- Students who are sent to a Special Education Coop
 - Sent to SE
- STEM District students count back to the resident district
 - STEM Building students count at both the building and district at the educating district
 - The law changed in 19-20 as to where students count who are educated at STEM buildings that are part of a traditional district
- Denominator Flag is set to Y for these students



75

Result Codes and the Graduation Rate, cont'd

Do not count in this LEA's Graduation Rate

- GR9997 Student accountability moved to another LEA
 - 41 Transferred to Another Ohio School District
 - Could be other withdrawal code or blank
- GR9998 Student accountable in State rate but not LEA
 - How Received P, Q, or T
- GR9999 Student has exited Ohio rate
 - 40 Transferred to Another School District Outside of Ohio
 - 42 Transferred to a Private School
 - 43 Transferred to Home Schooling
 - 46 Transferred out of the United States
 - 52 Death
- Denominator Flag is set to N for these students



76

Student Accountability Moved to Another LEA

Filter on Result Code GR9997

- 41 Transferred to Another Ohio School District
- Could be other withdrawal code or blank

Section of Grad Cohort Report

J	K	L	M	N	O	P	Q	R	S	T	U	V	
RESULT		ACNTBL	SRC LEA	ACNTBL	SRC	ATNDNG	COHORT	DENOM	NUMER	RPTD		WTHD REASON	
CODE	RESULT CODE DESCR	LEA IR	IRN	ORG IF	ORG IR	YEAR	FLAG	FLAG	YEA	ENRL DATE	WTHD DATE	CODE	
GR9997	Student accountability moved to another LEA		Trad IRN		Bldg IRN	2021				2021	2020-11-16 00:00:00.0	2021-05-07 00:00:00.0	41

Section of ODDEX Grad Cohort tab

Event Date	Event Code	Key Event Data	Accountable LEA	Accountable Building	Data Source LEA	Data Source FY	Data Source Collection	Override Related
05/10/2021	ENROL - Enrollment/Bldg Change	*			New School IRN	2021	2021S3TRD	N
05/07/2021	WTHSY - School Year Withdraw	41			Prior School IRN	2021	2021S3TRD	N

The withdrawing district will see the enrollment into the new LEA but will not see the cohort placement in ODDEX

New LEA IRN will appear here



Student Accountable in State Rate but not LEA

Filter on Result Code GR9998

- Example of a Jon Peterson Scholarship student

Section of Grad Cohort Report

J	K	L	M	N	O	P	Q	R	S	T	U	V
RESULT		ACNTBL	SRC LEA	ACNTBL	SRC	ATNDNG	COHORT	DENOM	NUMER	RPTD		WTHD REASON
CODE	RESULT CODE DESCR	LEA IR	IRN	ORG IF	ORG IR	YEAR	FLAG	FLAG	YEA	ENRL DATE	WTHD DATE	CODE
GR9998	Student accountable in State rate but not LEA	*****	Trad IRN	*****	Trad IRN	2021	N	N		2021	2020-08-19 00:00:00.0	

Section of ODDEX Grad Cohort

Event Date	Event Code	Key Event Data	Accountable LEA	Accountable Building	Data Source LEA	Data Source FY	Data Source Collection	Override Related
06/30/2021	ACNT4 - Accountable - 4 Year Cohort	2021	*****	*****	043737	2021	2021S3TRD	N
08/19/2020	ENROL - Enrollment/Bldg Change	JP			043737	2021	2021S3TRD	N

Student accountable LEA IRN is ***** and is not included in the graduation rate (N/N)



Student has Exited Ohio Rate

Filter on Result Code GR9999

- Example of a student withdrawn out of state – withdrawal code 40

Section of Grad Cohort Report

J	K	L	M	N	O	P	Q	R	S	T	U	V
RESULT CODE	RESULT CODE DESCR	LEA IRN	IRN	ORG IRN	ORG IRN	YEAR	FLAG	FLAG	YEA	ENRL DATE	WTHD DATE	CODE
GR9999	Student has exited Ohio rate	999999	043737		005322	2021	N	N	2019	2018-08-15 00:00:00.0	2019-07-01 00:00:00.0	40

Section of ODEX Grad Cohort

Event Date	Event Code	Key Event Data	Accountable LEA	Accountable Building	Data Source LEA	Data Source FY	Data Source Collection	Override Related
06/30/2021	ACNT4 - Accountable - 4 Year Cohort	2021	999999	999999	043737	2021	2019S3TRD	N
06/30/2020	ACNT4 - Accountable - 4 Year Cohort	2021	999999	999999	043737	2020	2019S3TRD	N
07/01/2019	WTHSM - Summer Withdraw	40			043737	2020	2020S3TRD	N

Student's Accountable IRN is 999999 and is not included in the graduation rate (N/N)



Student Accountable in This LEA

1. Select all data

RPT DEST	ERR SEV
1 IRN	CODE
2 Trad IRN	I
4 Trad IRN	I

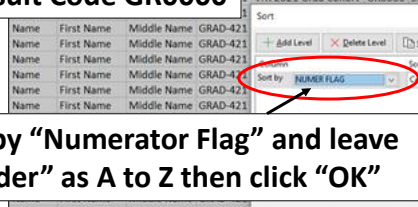
3. From the Data tab, select Sort



2. Filter on Result Code GR0000

Name	First Name	Middle Name	GRAD-421	LEVEL 2 REC TYPE	REC TYPE DESCR	RESULT CODE	RESULT CODE DESCR	ACNTBL LEA IRN	SRC LEA	ACNTBL ORG IRN	SRC ORG IRN	COHORT YEAR	DENOM FLAG	NUMER FLAG
4YR 2021 Grad Cohort				GR0000	Student accountable in this LEA			Trad IRN	Trad IRN	Bldg IRN	Bldg IRN	2021 Y	Y	Y
4YR 2021 Grad Cohort				GR0000	Student accountable in this LEA			Trad IRN	Trad IRN	Bldg IRN	Bldg IRN	2021 Y	Y	Y

4. Sort by "Numerator Flag" and leave the "Order" as A to Z then click "OK"



Student Accountable in This LEA, cont'd

Denominator = Y and Numerator = N

- Not Withdrawn/Non-Graduate
- These students not reported as graduates, verify data accuracy

J	K	L	M	N	O	P	Q	R	S	T	U	V
RESULT		ACNTBL	SRC LEA	ACNTBL	SRC	ATNDNG	COHORT	DENOM	NUMER	RPTD		WTHD REASON
CODE	RESULT CODE DESCR	LEA IRI	IRN	ORG IRI	ORG IRN	YEAR	FLAG	FLAG	YEA	ENRL DATE	WTHD DATE	CODE
GRO000	Student accountable in this LEA	Trad IRN	Trad IRN	Bldg IRN	Bldg IRN	2021	Y	N	2021	2020-08-24 00:00:00.0		
GRO000	Student accountable in this LEA	Trad IRN	Trad IRN	Bldg IRN	Bldg IRN	2021	Y	Y	2021	2020-08-24 00:00:00.0		
GRO000	Student accountable in this LEA	Trad IRN	Trad IRN	Bldg IRN	Bldg IRN	2021	Y	N	2021	2020-08-24 00:00:00.0		

Filter on blank withdrawal dates



81

81

Student Accountable in this LEA, cont'd

Denominator = Y and Numerator = N

- Withdrawn with a 48 or 7# code/Non-Graduate
- These students were reported as dropouts, verify data accuracy

Filter on withdrawal codes of 48 and 7#

J	K	L	M	N	O	P	Q	R	S	T	U	V
RESULT		ACNTBL	SRC LEA	ACNTBL	SRC	ATNDNG	COHORT	DENOM	NUMER	RPTD		WTHD REASON
CODE	RESULT CODE DESCR	LEA IRI	IRN	ORG IRI	ORG IRN	YEAR	FLAG	FLAG	YEA	ENRL DATE	WTHD DATE	CODE
GRO000	Student accountable in this LEA	Trad IRN	Trad IRN	Bldg IRN	Bldg IRN	2021	Y	N	2020	2019-08-14 00:00:00.0	2020-07-01 00:00:00.0	73
GRO000	Student accountable in this LEA	Trad IRN	Trad IRN	Bldg IRN	Bldg IRN	2021	Y	N	2021	2020-08-24 00:00:00.0	2020-08-25 00:00:00.0	79
GRO000	Student accountable in this LEA	Trad IRN	Trad IRN	Bldg IRN	Bldg IRN	2021	Y	N	2021	2020-08-24 00:00:00.0	2021-02-17 00:00:00.0	73



82

82

Student Accountable in This LEA, cont'd

Denominator = Y and Numerator = N

- Re-enroll after withdrawal (Could be any withdrawal code)
- Enrollment date is after withdrawal date
- No withdrawal of 99 or diploma reported
- Reenrolled student did not graduate on time, verify data for accuracy

J	K	L	M	N	O	P	Q	R	S	T	U	V
RESULT		ACNTBL	SRC LEA	ACNTBL	SRC	ATNDNG	COHORT	DENOM	NUMER	RPTD		WTHD
CODE	RESULT CODE DESCR	LEA IRN	IRN	ORG IRN	ORG IRN	YEAR	FLAG	FLAG	YEA	ENRL DATE	WTHD DATE	CODE
GRO000	Student accountable in this LEA	Trad IRN	Trad IRN	Bldg IRN	Bldg IRN	2021	Y	N	2021	2020-08-24 00:00:00.0	2018-12-18 00:00:00.0	43

Notice that the enroll date is after the withdrawal date and the student has not graduated on time



83

83

Student Accountable in This LEA, cont'd

Denominator = Y and Numerator = N (withdrawal date after enroll date)

- Withdrawn with a 41 but did not enroll elsewhere with the same SSID
- Did the student withdraw with a code that would have removed them from the cohort? (40, 42, 43, or 46?) If yes and documented, report a Withdraw Override Record (FC) in 21G
- Did the student enroll at another district with a different SSID? See upcoming slide to deactivate and link your SSID
- Did the student fail to enroll anywhere after withdrawing? Leave as is.

J	K	L	M	N	O	P	Q	R	S	T	U	V
RESULT		ACNTBL	SRC LEA	ACNTBL	SRC	ATNDNG	COHORT	DENOM	NUMER	RPTD		WTHD
CODE	RESULT CODE DESCR	LEA IRN	IRN	ORG IRN	ORG IRN	YEAR	FLAG	FLAG	YEA	ENRL DATE	WTHD DATE	CODE
GRO000	Student accountable in this LEA	Trad IRN	Trad IRN	Bldg IRN	Bldg IRN	2021	Y	N	2020	2019-08-14 00:00:00.0	2019-10-23 00:00:00.0	41



84

84

Withdrawal Override (FC) Record

Student reported as withdrawn to another district but remains in the withdrawing district's cohort

- SSIDs whose withdrawal was reported with an incorrect date or reason in a prior school year, and SSIDs for whom the EMIS reporting entity has received new information since the withdrawal was reported which indicates that the withdrawal reason should be updated in order for the student to properly count within the longitudinal graduation rate
- Report a Student Withdrawal Override (FC) Record in 21G to report a correct withdrawal code
- Retain documentation to support this change



85

SSIDs and the Graduation Rate

- When a student moves from one LEA to another, the subsequent LEA must report the student with the same SSID as the prior district
- When a different SSID is reported by the subsequent LEA, the student will appear in both LEA graduation rates as he or she appears to be two different students
- If the prior district discovers that the withdrawn student remains in their graduation rate after their ability to report the student to EMIS has closed, they should delete (aka deactivate) their SSID on the SSID website and link it to the SSID being reported by the subsequent educating district



86

Student Accountable in This LEA, cont'd

Denominator = Y and Numerator = Y (Filter on Numerator = Y)

- Withdrawn 99 and Diploma Reported
- Are all graduates listed? Did these students actually graduate?

J	K	L	M	N	O	P	Q	R	S	T	U
RESULT					SRC						
CODE	RESULT CODE DESCR	ACNTBL	SRC LEA	ACNTBL	ATNDNG	COHORT	DENOM	NUMER	RPTD		
		LEA IRN	IRN	ORG IRN	ORG IRN	YEAR	FLAG	FLAG	YEAR	ENRL DATE	WTHD DATE
GRO000	Student accountable in this LEA	Trad IRN	STEM IRN	STEM IRN	STEM IRN	2021	Y	Y	2021	2020-08-19 00:00:00.0	2021-05-14 00:00:00.0
GRO000	Student accountable in this LEA	Trad IRN	Trad IRN	Bldg IRN	Bldg IRN	2021	Y	Y	2021	2020-08-24 00:00:00.0	2021-05-19 00:00:00.0
GRO000	Student accountable in this LEA	Trad IRN	Trad IRN	Bldg IRN	Bldg IRN	2021	Y	Y	2021	2020-08-24 00:00:00.0	2021-05-19 00:00:00.0
GRO000	Student accountable in this LEA	Trad IRN	Trad IRN	Bldg IRN	Bldg IRN	2021	Y	Y	2021	2020-08-24 00:00:00.0	2021-05-19 00:00:00.0
GRO000	Student accountable in this LEA	Trad IRN	Trad IRN	Bldg IRN	Bldg IRN	2021	Y	Y	2021	2020-08-24 00:00:00.0	2021-05-19 00:00:00.0
GRO000	Student accountable in this LEA	Trad IRN	Trad IRN	Bldg IRN	Bldg IRN	2021	Y	Y	2021	2020-08-24 00:00:00.0	2021-05-19 00:00:00.0

IMPORTANT! Before proceeding to the next slide, clear the Numerator Flag filter



Calculate the Graduation Rate

M	N	O	P	Q	R	S	T	U
SRC LEA	ACNTBL	ATNDNG	COHORT	DENOM	NUMER	RPTD		
IRN	IRN	IRN	YEAR	FLAG	FLAG	YEAR	ENRL DATE	WTHD DATE
Trad IRN	Bldg IRN	Bldg IRN	2021	Y	Y	2021	2020-08-19 00:00:00.0	2021-05-14 00:00:00.0
Trad IRN	Bldg IRN	Bldg IRN	2021	Y	Y	2021	2020-08-24 00:00:00.0	2021-05-19 00:00:00.0
Trad IRN	Bldg IRN	Bldg IRN	2021	Y	Y	2021	2020-08-24 00:00:00.0	2021-05-19 00:00:00.0
Trad IRN	Bldg IRN	Bldg IRN	2021	Y	Y	2021	2020-08-24 00:00:00.0	2021-05-19 00:00:00.0
Trad IRN	Bldg IRN	Bldg IRN	2021	Y	Y	2021	2020-08-24 00:00:00.0	2021-05-19 00:00:00.0
Trad IRN	Bldg IRN	Bldg IRN	2021	Y	Y	2021	2020-08-24 00:00:00.0	2021-05-19 00:00:00.0
Trad IRN	Bldg IRN	Bldg IRN	2021	Y	Y	2021	2020-08-24 00:00:00.0	2021-05-19 00:00:00.0
Trad IRN	Bldg IRN	Bldg IRN	2021	Y	Y	2021	2020-08-24 00:00:00.0	2021-05-19 00:00:00.0
Trad IRN	Bldg IRN	Bldg IRN	2021	Y	Y	2021	2020-08-24 00:00:00.0	2021-05-19 00:00:00.0
Trad IRN	Bldg IRN	Bldg IRN	2021	Y	Y	2021	2020-08-24 00:00:00.0	2021-05-19 00:00:00.0
Trad IRN	Bldg IRN	Bldg IRN	2021	Y	Y	2021	2020-08-24 00:00:00.0	2021-05-19 00:00:00.0
Trad IRN	Bldg IRN	Bldg IRN	2021	Y	Y	2021	2020-08-24 00:00:00.0	2021-05-19 00:00:00.0
Trad IRN	Bldg IRN	Bldg IRN	2021	Y	Y	2021	2020-08-24 00:00:00.0	2021-05-19 00:00:00.0
Trad IRN	Bldg IRN	Bldg IRN	2021	Y	Y	2021	2020-08-24 00:00:00.0	2021-05-19 00:00:00.0

Select all Y's in Denominator Flag Column

Denominator is 301

Count: 301

M	N	O	P	Q	R	S	T	U
SRC LEA	ACNTBL	ATNDNG	COHORT	DENOM	NUMER	RPTD		
IRN	IRN	IRN	YEAR	FLAG	FLAG	YEAR	ENRL DATE	WTHD DATE
Trad IRN	Bldg IRN	Bldg IRN	2021	Y	Y	2021	2020-08-19 00:00:00.0	2021-05-14 00:00:00.0
Trad IRN	Bldg IRN	Bldg IRN	2021	Y	Y	2021	2020-08-24 00:00:00.0	2021-05-19 00:00:00.0
Trad IRN	Bldg IRN	Bldg IRN	2021	Y	Y	2021	2020-08-24 00:00:00.0	2021-05-19 00:00:00.0
Trad IRN	Bldg IRN	Bldg IRN	2021	Y	Y	2021	2020-08-24 00:00:00.0	2021-05-19 00:00:00.0
Trad IRN	Bldg IRN	Bldg IRN	2021	Y	Y	2021	2020-08-24 00:00:00.0	2021-05-19 00:00:00.0
Trad IRN	Bldg IRN	Bldg IRN	2021	Y	Y	2021	2020-08-24 00:00:00.0	2021-05-19 00:00:00.0
Trad IRN	Bldg IRN	Bldg IRN	2021	Y	Y	2021	2020-08-24 00:00:00.0	2021-05-19 00:00:00.0
Trad IRN	Bldg IRN	Bldg IRN	2021	Y	Y	2021	2020-08-24 00:00:00.0	2021-05-19 00:00:00.0
Trad IRN	Bldg IRN	Bldg IRN	2021	Y	Y	2021	2020-08-24 00:00:00.0	2021-05-19 00:00:00.0
Trad IRN	Bldg IRN	Bldg IRN	2021	Y	Y	2021	2020-08-24 00:00:00.0	2021-05-19 00:00:00.0
Trad IRN	Bldg IRN	Bldg IRN	2021	Y	Y	2021	2020-08-24 00:00:00.0	2021-05-19 00:00:00.0
Trad IRN	Bldg IRN	Bldg IRN	2021	Y	Y	2021	2020-08-24 00:00:00.0	2021-05-19 00:00:00.0
Trad IRN	Bldg IRN	Bldg IRN	2021	Y	Y	2021	2020-08-24 00:00:00.0	2021-05-19 00:00:00.0
Trad IRN	Bldg IRN	Bldg IRN	2021	Y	Y	2021	2020-08-24 00:00:00.0	2021-05-19 00:00:00.0
Trad IRN	Bldg IRN	Bldg IRN	2021	Y	Y	2021	2020-08-24 00:00:00.0	2021-05-19 00:00:00.0

Select all Y's in Numerator Flag Column

Divide the numerator by the denominator
 $288/301 = 0.95681$
95.7%

Numerator is 288

Count: 288



Quick Check

Graduation Cohort Reports allow districts to verify cohort members and to calculate their graduation rate for current cohort and future cohorts. These reports should be reviewed carefully to verify that all students are counting correctly.

- Are the students counting in your graduation rate correctly?
- Are you able to calculate your graduation rate?
- Have you reported Withdrawal Override (FC) Records as needed?



89

Graduation Gen Issues Reports



90

Gen Issues for LEAs reporting Graduates

- Level 2 Reports in the Graduate Collection
- Appear only for the LEAs for which the check applies
- Typically, are generated 6 to 8 weeks prior to the end of the close of the collection and are generated once or twice per week
- Refer to the (GNIS-xxx) General Issues Report Explanation for additional information regarding these checks
- When a Gen Issues check appears, review the data and make corrections as appropriate. If the data is already correct, then ignore the check



91

Gen Issues 4yr and 5yr Checks

- Four checks on the 4YR Graduation rate and the 5YR Graduation rate
 - graduation rate is equal to zero
 - graduation rate is greater than or equal to 100%
 - graduation rate is appearing as a null value
 - graduation rate has changed 5% or more since the previous year
- Contact Adam Schiming for assistance if needed
 - adam.schiming@education.ohio.gov



92

Additional Gen Issues for DORP Schools

- Two checks on 6YR, 7YR, and 8YR Graduation rates for dropout recovery community schools
 - graduate rate is equal to zero
 - graduation rate has changed 5% or more since the previous year
- Contact Karlyn Geis for assistance if needed
 - karlyn.geis@education.ohio.gov



93

Quick Check

Gen Issues reports are generated by offices outside of EMIS. They are intended to help LEAs identify potential issues with their data. Investigate the issue and contact the appropriate ODE contact for assistance as needed.

- Are you receiving Gen Issues reports in your Graduate collection level 2 reports?
- Are you able to identify if the issue is just stating a fact or if further investigation is needed?
- Do you need to reach out to the ODE contact responsible for the Gen Issues check?



94

CTE Grad Cohort Reports



95

95

CTE Grad Cohort Reports – New for FY21

- Generated for traditional districts, community schools, STEM districts, and JVSDs
- Are very similar to the Grad Cohort Year Status reports and contain additional CTE related data
 - Unlike Grad Cohort Year Status reports, JVSDs receive these reports
- Contain students who met the definition of a CTE Concentrator by graduation cohort
 - Students appear as accountable or in some cases, not accountable to the LEA
 - Students appear as accountable at only one LEA
 - The CTPD has no bearing on who shows up on the reports
- Data will be used as part of the CTE Local Report Card



96

96

CTE Grad Cohort Reports, cont'd

- Level 2 Reports in the Graduation Collection
 - (CTGR-421) 2021 – CTE Grad Cohort – 4th Year Status
 - (CTGR-422) 2021 – CTE Grad Cohort – 3rd Year Status
 - (CTGR-423) 2021 – CTE Grad Cohort – 2nd Year Status
 - (CTGR-424) 2021 – CTE Grad Cohort – 1st Year Status
 - (CTGR-520) 2021 – CTE Grad Cohort – 5th Year Status
- Your LEA may receive none, or any number of these reports



97

97

CTE Grad Cohort Report Columns

IRN of LEA receiving the report

Students will appear on only one row

	A	B	C	D	E	F	G	H	I
1	RPT DEST IRN	ERR SEV CODE	SSID	EMISID	LAST NAME	FIRST NAME	MIDDLE NAME	LEVEL 2 REC TYPE CODE	REC TYPE DESCR
23	JVS IRN	I	RN6886404	123456809	Last name	First Name	Middle Name	CTGR-421	4YR 2021 CTE Grad Cohort
24	JVS IRN	I	RH4800208	123456810	Last name	First Name	Middle Name	CTGR-421	4YR 2021 CTE Grad Cohort
25	JVS IRN	I	OH6688884	123456811	Last name	First Name	Middle Name	CTGR-421	4YR 2021 CTE Grad Cohort
26	JVS IRN	I	SF8002042	123456812	Last name	First Name	Middle Name	CTGR-421	4YR 2021 CTE Grad Cohort
27	JVS IRN	I	MZ4262468	123456813	Last name	First Name	Middle Name	CTGR-421	4YR 2021 CTE Grad Cohort
28	JVS IRN	I	RO2888844	123456814	Last name	First Name	Middle Name	CTGR-421	4YR 2021 CTE Grad Cohort
29	JVS IRN	I	RN8080402	123456815	Last name	First Name	Middle Name	CTGR-421	4YR 2021 CTE Grad Cohort

All Error Severity Codes are Informational

Name of the report



98

98

CTE Grad Cohort Report Columns, cont'd

Four potential Result Codes and Descriptions

Accountable and Source IRNs

Student's Cohort Year and Graduation Rate from the Grad Cohort Report

J	K	L	M	N	O	P	Q	R	S	T	U	V	W
RESULT CODE	RESULT CODE DESCR	CTE PROG OF CONCNTNTR T CODE	ACNTBL LEA IRN	SRC LEA IRN	ACNTBL ORG IRN	SRC ATNDNG ORG IRN	COHORT YEAR	DENOM FLAG	NUMER FLAG	RPTD YEAR	ENRL DATE	WTHD DATE	WTHD REASON CODE
CG9999	Student has exited Ohio rate	JO	999999	Trad IRN		Bldg IRN	2021	N	N	2020	2019-08-14 00:00:00.0	2020-07-01 00:00:00.0	40
CG9999	Student has exited Ohio rate	DE	999999	Trad IRN		Bldg IRN	2021	N	N	2021	2017-08-16 00:00:00.0	2018-07-01 00:00:00.0	40
CG0000	Student accountable in this LEA	N4	JVS IRN	Trad IRN	Bldg IRN	Bldg IRN	2021	Y	Y	2020	2020-08-24 00:00:00.0	2021-05-21 00:00:00.0	99
CG0000	Student accountable in this LEA	JM	JVS IRN	Trad IRN	Bldg IRN	Bldg IRN	2021	Y	Y	2021	2020-08-24 00:00:00.0	2021-05-21 00:00:00.0	99
CG0000	Student accountable in this LEA	JM	JVS IRN	Trad IRN	Bldg IRN	Bldg IRN	2021	Y	N	2021	2020-08-31 00:00:00.0	2021-05-28 00:00:00.0	99
CG9997	Student accountability moved to another LEA	T9	other JVS	Trad IRN	Bldg IRN	Bldg IRN	2021			2020	2020-08-20 00:00:00.0		
CG9997	Student accountability moved to another LEA	DF	Trad IRN	Trad IRN	Bldg IRN	Bldg IRN	2021			2021	2020-08-24 00:00:00.0	2021-05-21 00:00:00.0	99
CG0000	Student accountable in this LEA	A1	JVS IRN	Trad IRN	Bldg IRN	Bldg IRN	2021	Y	N	2021	2020-08-31 00:00:00.0		
CG0000	Student accountable in this LEA	J6	JVS IRN	Trad IRN	Bldg IRN	Bldg IRN	2021	Y	Y	2021	2020-08-24 00:00:00.0	2021-05-21 00:00:00.0	99

Enrollment data

Last CTE Program of Concentration of the student in the district

The last year the student was a concentrator at your LEA



CTE Grad Cohort Report Columns, cont'd

Non-traditional Flag will be Y if the student's reported gender is the non-traditional gender for the program of concentration

Single Parent Flag will be Y if the student is reported with the 305010 program code

X	Y	Z	AA	AB	AC	AD	AE	AF	AG	AH	AI	AJ	AK
STATE	SUMTV		DISAB			FOSTER	HMLESS	NON TRDNTL	SINGLE PARENT	MIGRNT	ENRL AFTER	DIPLOMA TYPE	DIPLOMA RECEIV DATE
EQUIV GRADE LEVEL	RACE ETHNC CODE	SUMTV GENDER CODE	CNDTN FLAG	DISADV FLAG	LEP FLAG	FLAG	FLAG	FLAG	FLAG	FLAG	YEAR	CODE	
11	B	F											
09	W	M											
12	W	M	N	N	N	N	N	Y	N	N	N	1	2021-05-23 00:00:00.0
12	W	F	N	N	N	N	N	Y	N	N	N	1	2021-05-23 00:00:00.0
12	W	F	N	Y	N	Y	N	Y	N	N	N		

Accountability calculations for the graduation rate use the most recently reported disadvantage data. Students reported with a Disability, LEP, Foster, Homeless, or Migrant code at any time once they begin 9th grade or are newly added to a cohort, will be included for accountability calculations.



CTE Grad Report Result Code CG0000

Filter on Result Code CG0000 (Informational)

- Student accountable in this LEA
 - Any LEA type receiving this report could be accountable including JVSDs
- Student is in the denominator for the LEA in their CTE Graduation Cohort
- In most cases this should be the most common result code received
- Verify that all students are appearing as expected
 - Check additional EMIS elements are correct



101

CTE Grad Report Result Code CG9997

Filter on Result Code CG9997 (Informational)

- Student accountability moved to another LEA
- Student is a CTE Concentrator in the district, but the district is not the accountable LEA
- When a CTE Concentrator completes courses at more than one district during the school year, only one district is accountable for the CTE Grad measure
 - If a student is a CTE Concentrator in more than one district in the last year that the student is a CTE Concentrator there is a tie-breaker to determine which district is the accountable district
 - 1. Actual CTE FTE, then
 - 2. Student earned credit
- The district that is not accountable receives the CG9997



102

CTE Grad Report Result Code CG9998

Filter on Result Code CG9998 (Informational)

- Student counts at the state level
 - How Received -
 - P - Court-Placed Students, Excluding Foster Care and facilities defined by ORC §2151.65 or §2152.41
 - Q Court-Placed Students, facility defined by ORC §2151.65 or §2152.41, reporting district is educating.
 - T Students Placed in Institutions, Non-Court Ordered



103

CTE Grad Report Result Code CG9999

Filter on Result Code CG9999 (Informational)

- Student has exited the cohort
- Student was withdrawn with a code that removes them from the cohort
 - 40 Transferred to Another School District Outside of Ohio
 - 42 Transferred to a Private School
 - 43 Transferred to Home Schooling
 - 46 Transferred out of the United States
 - 52 Death
- Denominator Flag is set to N for these students



104

Quick Check

CTE Grad Cohort reports are designed to assist LEAs in the verification of career tech concentrators who are part of graduation cohorts. The reports can be helpful to district staff beyond the EMIS Coordinator.

- Are you receiving CTE Grad Cohort reports in your Graduate collection level 2 reports?
- Have you verified that grad cohort CTE concentrators are appearing as expected?
- Have you verified that the accountability elements are accurate on the report?



105

Summary

- FY21 Graduation reporting closes October 15, 2021 and will be followed by an appeal period that begins October 18, 2021 through October 29, 2021
- Carefully review all graduation reports for accuracy and completeness
- Refer to and review grad cohort data in ODDEX as you troubleshoot graduation reports
- Contact your ITC for assistance



106

Resources

- Current EMIS Manual
 - ODE Home > Topics > Data > EMIS > Documentation > EMIS Manual
- Report Explanations
 - Home > Data > EMIS > Documentation > EMIS Validation and Report Explanations
- Graduation Requirements
 - ODE Home > Topics > Ohio's Graduation Requirements > Earning an Ohio High School Diploma for the Class of 2021
- If you have questions about graduation requirements
 - call (614) 466-1317
 - email to gradrequirements@education.ohio.gov



107

Questions?

If you would like a certificate of attendance for this training, you must complete the below feedback form within 5 business days of this training

<https://tinyurl.com/EA-District-Feedback>



108