

# Troubleshooting Graduation Reports



*The Ohio Department of Education funds development of EMIS training materials as part of the EMIS Alliance grant. There is an expectation that ITCs will utilize these materials in training provided to your districts. That said, there are restrictions on use of the EMIS Alliance materials as follows: Materials developed as part of the EMIS Alliance program must be provided at no cost to your training participants. If you utilize the EMIS Alliance training materials – in whole or in part – you must not charge participants a fee to attend the class where the materials are used. Likewise, you may not use the materials or any portion thereof in any event where a fee is charged to attend. Exceptions must be approved in writing by the Department of Education in advance of scheduling/promoting any event which may violate these restrictions.*

*Questions regarding appropriate use of EMIS Alliance materials, or requests for exception to the restrictions noted above, should be directed to Melissa Hennon [[Melissa.Hennon@education.ohio.gov](mailto:Melissa.Hennon@education.ohio.gov)].*



## Overview

- Graduation Reports
  - Generated using EMIS data reported by traditional districts, JVSDs, community schools, and STEM schools
  - Used to verify students have met graduation requirements as expected
  - Available to LEAs who report graduates through the Graduate Collection
- This presentation will focus on troubleshooting the reports to verify graduation data



## Outline

- Grad Cohort Reports
- Grad Issues Report
- Graduation Requirements
- Graduation Cohort Pathway Reports – VLOOKUP
- Graduation Cohort Pathway Reports
- Graduation Gen Issues Reports



# Grad Cohort Reports



## Graduation Cohort Reports

- Level 2 Reports in FY19 Graduate Collection
- Reflect the status of students who have been assigned to a specific graduation cohort for graduation rate purposes
- Contain student graduate data that should be verified for accuracy and completeness
- Contain numerator and denominator data of the graduation rate for that cohort
- Contain flags to indicate passage of graduation pathways



## Graduation Rates and the LRC

- 2019 four year and 2018 five year graduation rates will appear on the 19-20 Local Report Card (LRC)
  - 2019 four year graduation rate uses a denominator of students for which the district is accountable and a numerator of on time graduates
  - 2018 five year graduation rate uses a denominator of students for which the district is accountable and a numerator of four year on time graduates plus students who graduated within five years



## Graduate Collection Level 2 Reports

- For LEAs Reporting Graduates
  - (GRAD-419) 2019 - Grad Cohort - 4th Year Status
  - (GRAD-420) 2020 - Grad Cohort - 3rd Year Status
  - (GRAD-421) 2021 - Grad Cohort - 2nd Year Status
  - (GRAD-422) 2022 - Grad Cohort - 1st Year Status
  - (GRAD-518) 2018 - Grad Cohort - 5th Year Status
- For Dropout Prevention and Recovery (DORP) Schools Only
  - (GRAD-617) 2017 - Grad Cohort - 6th Year Status
  - (GRAD-716) 2016 - Grad Cohort - 7th Year Status
  - (GRAD-815) 2015 - Grad Cohort - 8th Year Status



# Graduate Collection Level 2 Link

From the Data Collector Graduate Collection (FY19) select the Level 2 Reports link

**Graduation Collection (FY19)**  
 FY19-G-Graduate: The FY19 Graduation (G) reporting period captures data related to graduating students. This data will include diploma information and...

**Submissions:** May 03, 2019 - October 18, 2019 (64 days till close)  
**Version:** 2  
**Status:** The collection was submitted July 09, 2019 at 01:50:26 PM by [redacted]  
**Submission Status:** Processing Completed (July 09, 2019 at 01:50:03 PM)  
**Submission Number:** 7 (attempt 1)  
**Actions:** [Start Collection](#)  
[Add New Scheduled Collection](#)  
[Set Default Collection properties](#)

**From ODE:** [Level 2 Reports](#)

**Prepare Outputs:** [View submission 7 Data](#)



# Level 2 Reports

Collection Requests | Collection Status | Submissions | Progress | Reports | Archives | Messages | Resources | Preferences

Level 2 Reports

**Data Feedback Reports and Files**

Pre-Submission to ODE | Post-Submission and Processing by ODE  
[Data Review/Review and Level 1 Details](#) | [Highlights and Report](#) | [Level 2 Details](#) | [Received Files Details](#)

Level 2 Details

Choose the filter criteria then click the Show Reports link to generate the list of Level 2 reports matching these criteria. To see the option to *Generate a single .zip file for all reports (.csv)*, you must select a single Report Name, or select a single LEA and a single Collection Request or a single Category

**Filter Options**

LEA: Use IRN below | Collection Request: FY19-G-Graduate | Data Set: All | School Year: 2019  
 LEA IRN: | Report Name: All | Last Activity Within: All | Last Updated on or after: (mm/dd/yyyy)  
 Processed on or after: | With Data Only:  Exclude reports

**Display Options**

Group By:  Collection Request  LEA  Level 2 Report  Category  Data Set  None

[Show Reports](#) | [Reset Defaults](#) | [Reset Date textboxes](#)

**Select "Show Reports"**

Collection Request / Report Name	LEA	Critical	Warn	Info	Total	Category	Data Set	Process Date	Last Upd Date	Submission	Help Page
▼ Graduation Collection (FY19) (2019G0000)											[Count: 6]
↳ (GRAD-119) 2019 - Grad Cohort - 4th Year Status		0	0	0	52	52	Graduate	G	08/02/19		
↳ (GRAD-420) 2020 - Grad Cohort - 3rd Year Status		0	0	0	51	51	Graduate	G	08/02/19		
↳ (GRAD-421) 2021 - Grad Cohort - 2nd Year Status		0	0	0	58	58	Graduate	G	08/02/19		
↳ (GRAD-422) 2022 - Grad Cohort - 1st Year Status		0	0	0	51	51	Graduate	G	08/02/19		
↳ (GRAD-518) 2018 - Grad Cohort - 5th Year Status		0	0	0	54	54	Graduate	G	08/02/19 00:00	08/02/19 00:00	Not Known
↳ (GRAD-999) Grad Issues - Please Review		0	48	5	0	55	Graduate	G	08/09/19 02:11	08/09/19 02:11	Not Known

[Generate a single .zip file for all reports](#) | [Export report information to a .csv file](#)

**While all reports should be reviewed, we are going to focus on 2019 Grad Cohort – 4<sup>th</sup> Year Status for this session**

**DORP Schools will also see 6<sup>th</sup>, 7<sup>th</sup>, and 8<sup>th</sup> Year cohort reports**



## Prepare the Report

- Open (GRAD-419) 2019 - Grad Cohort – 4<sup>th</sup> Year Status Report
- Prepare your report for analysis
  - Select header row and wrap text
  - Freeze top row
  - Justify column width
  - Apply filters
  - Better yet, use your macro!



## Grad Cohort Report Columns

Columns “A” through “I” contain SSIDs and student names

- “Not Available” in the name columns indicate a student that the district is accountable for, not currently reporting to EMIS such as a STEM District student

	A	B	C	D	E	F	G	H	I
	RPT DEST	ERR SEV							
1	IRN	CODE	SSID	EmisID	Last Name	First Name	Middle Name	REC TYPE CODE	REC TYPE DESCR
2	040404	I	IS6440464	123456789	ALAN	TIMOTHY	ANDREW	GRAD-419	4YR 2019 Grad Cohort
3	040404	I	SW2804426	123456790	ALAN	SARA	MARILYN	GRAD-419	4YR 2019 Grad Cohort
4	040404	I	PJ4008264	123456791	ALAN	LUCY	ANNA-LISA		
5	040404	I	OJ2266806	123456792	ALAN	HAYLEN	ANNE		
6	040404	I	OI2246082	123456793	ALAN	KATIE	ELIZABETH		
7	040404	I	PO0266048	123456794	ALAN	KYLE	ALEXANDER	GRAD-419	4YR 2019 Grad Cohort

All Error Severity Codes are currently Informational

Columns H and I contain the name of the report



## Grad Cohort Report Columns, cont'd

Columns "J" through "S" contain Result Codes, IRNs, graduation rate denominator and numerator values, as well as the year the student was reported

Reported year values can aid in searching for students in ODDEX

LEA accountable for this student

LEA whose data is being used

Numerator Y's divided by Denominator Y's will produce the graduation rate

J	K	L	M	N	O	P	Q	R	S
RESULT CODE	RESULT CODE DESCR	ACNTBL LEA IRN	SRC LEA IRN	ACNTBL ORG IRN	SRC ATNDNG ORG IRN	COHORT YEAR	DENOM FLAG	NUMER FLAG	RPTD YEAR
GR0000	Student accountable in this LEA	040404	040404	005050	005050	2019	Y	Y	2019
GR0000	Student accountable in this LEA	040404	040404	005050	005050	2019	Y	Y	2019
GR0000	Student accountable in this LEA	040404	040404	005050	005050	2019	Y	Y	2019
GR0000	Student accountable in this LEA	040404	040404	005050	005050	2019	Y	Y	2019
GR0000	Student accountable in this LEA	040404	040404	005050	005050	2019	Y	Y	2019



## Grad Cohort Report Columns, cont'd

Columns "T" through "AC" contain enrollment and withdrawal dates, withdrawal codes, along with demographic and Student Attribute - Date Effective Record (FD) values

New columns for FY19

T	U	V	W	X	Y	Z	AA	AB	AC
ENRL DATE	WTHD DATE	WTHD REASON CODE	STATE EQUIV GRADE LEVEL CODE	SUMTV RACE ETHNC CODE	DISAB CNDTN FLAG	DISADV FLAG	LEP FLAG	FOSTER FLAG	HMLESS FLAG
2018-08-15 00:00:00.0	2019-06-30 00:00:00.0	99	12	W	Y	N	N	N	N
2018-08-15 00:00:00.0	2019-06-30 00:00:00.0	99	12	W	Y	Y	Y	N	N
2018-08-15 00:00:00.0	2019-06-30 00:00:00.0	99	12	W	N	N	N	N	N
2018-08-15 00:00:00.0	2019-06-30 00:00:00.0	99	12	W	Y	N	N	N	N
2018-08-15 00:00:00.0	2019-06-30 00:00:00.0	99	12	W	N	N	N	N	N
2018-08-15 00:00:00.0	2019-06-30 00:00:00.0	99	12	M	N	N	N	N	N





## Grad Cohort Report Columns, cont'd

Columns "AD" through "AP" contain pathways/requirements met data as well as cohort placement, enrollment after diploma reported, diploma, SSID changes, and withdrawal overrides

AD	AE	AF	AG	AH	AI	AJ	AK	AL	AM	AN	AO	AP
		WORK KEYS	FY18 AND	FY18 AND	ADD COHORT	ENRL AFTER			SSID CHANGE OR		MET BY ALT	MET BY IEP
EOC PTHWY FLAG	ACT SAT PTHWY FLAG	INDST CRED FLAG	FY19 ADTNL GEN	FY19 ADTNL CTE	BY GRAD EVENT CODE	DIPLOMA RPTD FLAG	DIPLOMA TYPE CODE	DIPLOMA RECEIV DATE	DEACTIV ATE FLAG	OVERID FLAG	ASESMN T FLAG	EXMPT FLAG
N	N	N	N	N	GRDIN	N	1	2019-05-25 00:00:00.0	N	N	N	Y
N	N	N	N	N	GRDIN	N	1	2019-05-25 00:00:00.0	N	N	N	Y
Y	N	N	N	N	GRDIN	N	1	2019-05-				
N	N	N	N	N	GRDIN	N	1	2019-05-				

**Cohort placement**  
**GRDIN** –based on grade level  
**FYB9G** –based on fiscal year began ninth grade

**Note that students with a "Y" in this column will not appear on the Pathway reports**



## Where Students Count for Graduation

In the next series of slides we will filter on each result code and discuss each situation

- Currently there are four result codes which indicate where the student will count for accountability measures
  - Count in a district
  - Count in a different district
  - Count at the state level
  - Not count in any district or at the state level
- We will show how the student looks in ODDEX as we look at each result code





## Result Codes and the Graduation Rate

### Count in this LEA's graduation rate

- GR0000 Student accountable in this LEA
- Students the LEA is educating and or responsible for educating
- Students who are sent to a Special Education Coop
  - Sent to SE
- Students attending a STEM district or STEM building
  - Count at both the educating entity and the district of residence
- Denominator Flag is set to Y for these students



## Result Codes and the Graduation Rate, cont'd

### Do not count in this LEA's Graduation Rate

- GR9997 Student accountability moved to another LEA
  - 41 Transferred to Another Ohio School District
  - Could be other withdrawal code or blank
- GR9998 Student accountable in State rate but not LEA
  - How Received P, Q, or T
- GR9999 Student has exited Ohio rate
  - 40 Transferred to Another School District Outside of Ohio
  - 42 Transferred to a Private School
  - 43 Transferred to Home Schooling
  - 46 Transferred out of the United States
  - 52 Death
- Denominator Flag is set to N for these students



# Student Accountability Moved to Another LEA

Filter on Result Code GR9997

- 41 Transferred to Another Ohio School District
- Could be other withdrawal code or blank

Segment of Grad Cohort Report

I	J	K	L	M	N	O	P	Q	R	S	T	U	V
RESULT		ACNTBL SRC LEA ACNTBL		ATNDNG COHORT		DENOM NUMER RPTD		ENRL DATE		WTHD DATE		WTHD REASON	
1	REC TYPE DESCR	CODE RESULT CODE DESCR	LEA IRN	IRN	ORG IF	ORG IRN	YEAR	FLAG	FLAG	YEA	ENRL DATE	WTHD DATE	CODE
694	4YR 2019 Grad Cohort	GR9997 Student accountability moved to another LEA	050505			001111	2019				2019 2018-08-20 00:00:00.0	2019-02-04 00:00:00.0	41

Section of ODEX Grad Cohort

Event Date	Event Code	Key Event Data	Accountable LEA	Accountable Building	Data Source LEA	Data Source FY	Data Source Collection	Override Related
02/06/2019	ENROL - Enrollment/Bldg Change	*			050505	2019	2019S3TRD	N
02/04/2019	WTHSY - School Year Withdraw	41			040404	2019	2019S3TRD	N

New LEA IRN will appear here

The withdrawing district will see the enrollment in to the new LEA but will not see the cohort placement in ODEX



# Student Accountable in State Rate but not LEA

Filter on Result Code GR9998

- Example of a student reported with a How Received of "P"

Segment of Grad Cohort Report

J	K	L	M	N	O	P	Q	R	S	T	U
RESULT		ACNTBL SRC LEA ACNTBL		ATNDNG COHORT		DENOM NUMER RPTD		ENRL DATE		WTHD DATE	
1	CODE RESULT CODE DESCR	LEA IRN	IRN	ORG IF	ORG IRN	YEAR	FLAG	FLAG	YEA	ENRL DATE	WTHD DATE
312	GR9998 Student accountable in State rate but not LEA	*****	40404	*****	40404	2019	N	N		2019 2019-05-13 00:00:00.0	

Section of ODEX Grad Cohort

Event Date	Event Code	Key Event Data	Accountable LEA	Accountable Building	Data Source LEA	Data Source FY	Data Source Collection	Override Related
06/30/2019	ACNT4 - Accountable - 4 Year Cohort	2019	*****	*****	040404	2019	2019S3TRD	N
06/30/2019	SPALT - Met testing req. via Alt Assessment	Y					2019G0000	N
05/13/2019	ENROL - Enrollment/Bldg Change						2019S3TRD	N
05/13/2019	STSOT - Status Change - Out of Acnt LEA	P					2019S3TRD	N

Student accountable IRN is \*\*\*\*\* and is not included in the graduation rate (N/N)



# Student has Exited Ohio Rate

## Filter on Result Code GR9999

- Example of a student withdrawn out of state – withdrawal code 40

Segment of Grad Cohort Report

RESULT CODE	RESULT CODE DESCR	ACNTBL LEA IR	SRC LEA IRN	ACNTBL ORG IF	SRC ATNDNG ORG IR	COHORT YEAR	DENOM FLAG	NUMER FLAG	RPTD YE	ENRL DATE	WTHD DATE	WTHD REASON CODE
1	GR9999	Student has exited Ohio rate	999999	040404	005050	2019	N	N	2018	2017-08-16 00:00:00.0	2018-07-01 00:00:00.0	40

Section of ODDEX Grad Cohort

Event Date	Event Code	Key Event Data	Accountable LEA	Accountable Building	Data Source LEA	Data Source FY	Data Source Collection	Override Related
06/30/2019	ACNT4 - Accountable - 4 Year Cohort	2019	999999	999999	040404	2019	2018S3TRD	N
07/01/2018	WTHSM - Summer Withdraw	40			040404	2019	2019S3TRD	N
06/30/2018	ACNT4 - Accountable - 4 Year Cohort	2019	040404	005050	040404	2018	2018S3TRD	N

Student's Accountable IRN is 999999 and is not included in the graduation rate (N/N)



# Student Accountable in This LEA

**1. Filter on Result Code GR0000**

**2. From the Data tab, select Sort**

**3. Sort by "Numerator Flag" and leave the "Order" as A to Z then click "OK"**

RESULT CODE	RESULT CODE DESCR	ACNTBL LEA IR	SRC LEA IRN	ACNTBL ORG IF	SRC ATNDNG ORG IR	COHORT YEAR	DENOM FLAG	NUMER FLAG
hort GR0000	Student accountable in this LEA	040404	111111	111111	111111	2018	Y	Y
hort GR0000	Student accountable in this LEA	040404	111111	111111	111111	2018	Y	Y



## Student Accountable in This LEA, cont'd

Denominator = Y and Numerator = N

- Not Withdrawn/Non Graduate
- These students not reported as graduates, verify data accuracy

Columns W through AJ hidden in this screenshot

J	K	L	M	N	O	P	Q	R	S	T	U	V	AK	AL
RESULT CODE	RESULT CODE DESCR	ACNTBL LEA IF	SRC LEA IRN	ACNTBL ORG II	SRC ATNDNG ORG IF	COHORT YEAR	DENOM FLAG	NUMER FLAG	RPTD YE	ENRL DATE	WTHD DATE	WTHD REASON CODE	DIPLOM A TYPE CODE	DIPLOMA RECEIV DATE
GR0000	Student accountable in this LEA	040404	040404	005050	005050	2019 Y	N	N	2019	2019-01-09 00:00:00.0				
GR0000	Student accountable in this LEA	040404	040404	005050	005050	2019 Y	N	N	2019	2018-08-15 00:00:00.0				
GR0000	Student accountable in this LEA	040404	040404	005050	005050	2019 Y	N	N	2019	2018-08-15 00:00:00.0				



## Student Accountable in This LEA, cont'd

Denominator = Y and Numerator = N

- Withdrawn with a 48 or 7# code/Non Graduate
- These students were reported as dropouts, verify data accuracy

RESULT CODE	RESULT CODE DESCR	ACNTBL LEA IF	SRC LEA IRN	ACNTBL ORG IF	SRC ATNDNG ORG IR	COHORT YEAR	DENOM FLAG	NUMER FLAG	RPTD YE	ENRL DATE	WTHD DATE	WTHD REASON CODE
GR0000	Student accountable in this LEA	040404	040404	005050	005050	2019 Y	N	N	2019	2018-11-09 00:00:00.0	2019-06-30 00:00:00.0	73
GR0000	Student accountable in this LEA	040404	040404	005050	005050	2019 Y	N	N	2017	2016-08-25 00:00:00.0	2017-01-12 00:00:00.0	71



## Student Accountable in This LEA, cont'd

Denominator = Y and Numerator = N

- Re-enroll after withdrawal (Could be any withdrawal code)
- Enrollment date is after withdrawal date
- No withdrawal of 99 or diploma reported
- Reenrolled student did not graduate on time, verify data for accuracy

RESULT CODE	RESULT CODE DESCR	ACNTBL LEA IF	SRC LEA IRN	ACNTBL ORG IF	SRC ATNDNG ORG IR	COHORT YEAR	DENOM FLAG	NUMER FLAG	RPTD YEA	ENRL DATE	WTHD DATE	WTHD REASON CODE
GR0000	Student accountable in this LEA	040404	040404	005050	005050	2019 Y	N	2019		2018-08-15 00:00:00.0	2016-05-18 00:00:00.0	40

## Student Accountable in This LEA, cont'd

Denominator = Y and Numerator = N (withdrawal date after enroll date)

- Withdrawn with a 41 but did not enroll elsewhere with the same SSID
- Did the student actually withdraw with a code that would have removed them from the cohort? (40, 42, 43, or 46?) If yes and documented, report a Withdraw Override Record (FC) in 19G
- Did the student enroll at another district with a different SSID? See upcoming slide to deactivate and link your SSID
- Did the student fail to enroll anywhere after withdrawing? Leave as is.

RESULT CODE	RESULT CODE DESCR	ACNTBL LEA IF	SRC LEA IRN	ACNTBL ORG IF	SRC ATNDNG ORG IR	COHORT YEAR	DENOM FLAG	NUMER FLAG	RPTD YEA	ENRL DATE	WTHD DATE	WTHD REASON CODE
GR0000	Student accountable in this LEA	040404	040404	005050	005050	2019 Y	N	2019		2018-08-15 00:00:00.0	2019-06-30 00:00:00.0	41

## Withdrawal Override (FC) Record

Student reported as withdrawn to another district but remains in the withdrawing district's cohort

- SSIDs whose withdrawal was reported with an incorrect date or reason in a prior school year, and SSIDs for whom the EMIS reporting entity has received new information since the withdrawal was reported which indicates that the withdrawal reason should be updated in order for the student to properly count within the longitudinal graduation rate
- Report a Student Withdrawal Override (FC) Record in 19G to report a correct withdrawal code
- Retain documentation to support this change



## SSIDs and the Graduation Rate

- When a student moves from one LEA to another, the subsequent LEA must report the student with the same SSID as the prior district
- When a different SSID is reported by the subsequent LEA, the student will appear in both LEA graduation rates as he or she appears to be two different students
- If the prior district discovers that the withdrawn student remains in their graduation rate after their ability to report the student to EMIS has closed, they should delete (aka deactivate) their SSID on the SSID website and link it to the SSID being reported by the subsequent educating district









## Quick Check

Graduation Cohort Reports allow districts to verify cohort members and to calculate their graduation rate for current cohort and future cohorts. These reports should be reviewed carefully to verify that all students are counting correctly.

- Are the students counting in your graduation rate correctly?
- Are you able to calculate your graduation rate?
- Have you reported Withdrawal Override (FC) Records as needed?



31

# Grad Issues Report




32


## Grad Issues Report

- Level 2 Report in the Graduate Collection
- Contains Result Codes that identify specific situations that should be reviewed
- Includes students from any current cohort report
  - 4 year 2019 and 5 year 2018 cohorts
  - DORP schools - 6 year 2017, 7 year 2016, and 8 year 2015
- In the next series of slides, we will open and prepare the Grad Issues report and discuss each result code

## Graduate Collection Level 2 Link

From the Data Collector Graduate Collection (FY19) select the Level 2 Reports link

 **Graduation Collection (FY19)**

FY19-G-Graduate: The FY19 Graduation (G) reporting period captures data related to graduating students. This data will include diploma information and... 

**Submissions:** May 03, 2019 - October 18, 2019 (64 days till close)

**Version:** 2

**Status:** The collection was submitted July 09, 2019 at 01:50:26 PM by  

**Submission Status:** Processing Completed (July 09, 2019 at 01:50:03 PM)

**Submission Number:** 7 (attempt 1)

**Actions:** [Start Collection](#)  
[Add New Scheduled Collection](#)  
[Set Default Collection properties](#)

**Prepare Outputs:** [View submission 7 Data](#)

**From ODE:** [Level 2 Reports](#)

## Level 2 Reports

**Data Feedback Reports and Files**

Pre-Submission to ODE | Post-Submission and Processing by ODE  
[Data Previews/Reviews and Level 1 Details](#) | [Highlights and Alerts](#) | [Level 2 Details](#) | [Received Files Details](#)

Level 2 Details

Choose the filter criteria then click the Show Reports link to generate the list of Level 2 reports matching these criteria. To see the option to Generate a single .zip file for all reports (.csv), you must select a single Report Name, or select a single LEA and a single Collection Request or a single Category.

**Filter Options**

LEA: Use IRN below | Collection Request: FY19-G-Graduates | Data Set: All | School Year: All | Category: All

LEA IRN: | Report Name: All | Last Activity Within: All | Show closed collections

Processed on or after: (mm/dd/yyyy) | Last Updated on or after: (mm/dd/yyyy)

With Data Only:  Exclude reports

**Select "Show Reports"**

Display Options: Group By:  Collection Request  LEA  Level 2 Report  Category  Data Set  None | File Format:  CSV  HTML

[Show Reports](#) | [Reset Defaults](#) | [Reset Date textboxes](#)

Collection Request / Report Name	LEA	Fetal	Critical	Warn	Info	Total	Category	Data Set	Process Date	Last Upd Date	Submission	Help Page
▼ Graduation Collection (FY19) (2019G0000) [Count: 6]												
(GRAD-119) 2019 - Grad Cohort - 4th Year Status		0	0	0	52	52	Graduate	G	08/02/19 00:00	08/02/19 00:00	Not Known	
(GRAD-420) 2020 - Grad Cohort - 3rd Year Status		0	0	0	51	51	Graduate	G	08/02/19 00:00	08/02/19 00:00	Not Known	
(GRAD-421) 2021 - Grad Cohort - 2nd Year Status		0	0	0	50	50	Graduate	G	08/02/19 00:00	08/02/19 00:00	Not Known	
(GRAD-422) 2022 - Grad Cohort - 1st Year Status		0	0	0	51	51	Graduate	G	08/02/19 00:00	08/02/19 00:00	Not Known	
(GRAD-518) 2018 - Grad Cohort - 4th Year Status		0	0	0	54	54	Graduate	G	08/02/19 00:00	08/02/19 00:00	Not Known	
(GRAD-999) Grad Issues - Please Review		0	42	5	0	55	Graduate	G	08/09/19 02:11	08/09/19 02:11	Not Known	

[Help Page](#)



35

## Prepare the Report

- Prepare your report for analysis
  - Select header row and wrap text
  - Freeze top row
  - Justify column width
  - Apply filters
  - Better yet, use your macro!



36

## Filter by Result Code

### Filter on result code GR1001

- Enrolled after diploma year (Fatal)
  - Verify diploma date reported in 19G
  - Verify enrollment in 20S
  - Will be generated once the student is reported in the FY20 school year
  - Graduating district would see this if re-reporting the student in FY20 after they were reported as a graduate
  - Graduating district would also see this if student enrolls in a different district after being reported as a graduate



## Filter by Result Code, cont'd

### Filter on result code GR2001

- Withdrawal 99 with no diploma date/type reported (Critical)
  - Confirm accuracy of withdrawal reported
  - Does a diploma date/type need to be reported?
  - If 99 reported in prior year in error then ignore



## Filter by Result Code, cont'd

### Filter on result code GR2002

- No GC records reported for the student (Critical)
  - Verify Student Graduation - Core Summary GC Records
    - Preview/Submission files in Graduate Collection
  - Could be received by an accountable district, such as the resident district of a STEM district student, or the resident district of a special education cooperative student
- Verify that the educating district is reporting GC records

## Filter by Result Code, cont'd

### Filter on result code GR3002

- Student does not meet pathway (Warning)
  - Review Pathway Reports in Received Files
  - Is EMIS data being reported correctly and completely as it pertains to the student's pathway?
  - Students could generate this result code which can be ignored if the student did actually meet a pathway
    - Students reported as alternately assessed will not appear on pathway reports
    - Transfer students (SNR = Y EOC records) Pathway Reports are not updated nightly
  - Changes to EMIS data reported via the Graduate Collection will not be included in Graduation Pathway reports until they are regenerated

## Filter by Result Code, cont'd

- Filter on result code GR3003
  - Withdrawal date after diploma date (Warning)
    - Verify accuracy of withdrawal date and diploma date
    - This check is not active as of (8/28/2019)
- Filter on result code GR4002
  - Diploma not issued by accountable district (Severity Code?)
    - This check is not active as of (8/28/2019)



## Filter by Result Code, cont'd

### Filter on result code GR4001

- Diploma reported but no 99 withdrawal code reported (Informational)
  - The following are from the perspective that End of Year Student Collection (FY19) is closed and Beginning of Year Student Collection (FY20) or SOES Beginning of Year Student Collection (FY20) are open
  - If student was not reported as withdrawn with a 99 in 19S, report an FC Record in 20S
    - FC records cannot be used to report a withdrawal code of 99 in the Graduate Collection
  - If the student is a summer graduate, report the student as withdrawn as a graduate in 20S
  - FY20 summer withdrawals reported via FC, FL, or FS are not picked up for the FY19 Grad Reports



## Quick Check

The Grad Issues report provides checks that can be used to verify graduation data. The report should be reviewed often as it is updated nightly and could change based on another LEAs reporting.

- Are you able to locate, open, and prepare your report?
- Have you investigated each student on the report to verify data accuracy?
- Are you saving your work between report reviews?



43

# Graduation Requirements



44



## Class of 2019 Graduation Requirements

Entered grade 9 between July 1, 2015 and June 30, 2016

- Earn credits in specific subjects
- Meet Other Requirements
- Meet Pathway(s)
- Additional information
  - <http://education.ohio.gov/Topics/Ohio-s-Graduation-Requirements/Earning-an-Ohio-High-School-Diploma-for-the-Class>



## Complete Courses

Students must meet state minimum requirement of 20 credits\*

- Districts may require more credits to graduate

Courses	Credits
English Language Arts	4
Health	1/2
Mathematics	4
Physical Education	1/2
Science	3
Social Studies	3
Electives	5

\*This is not a complete list of course/credit options. LEAs should consult the ODE website for additional information



## Other Requirements

- Student Attribute – No Date Record (FN)
  - CORE Economics and Financial Literacy Requirement Met (FN240)
  - CORE Fine Arts Requirement Met (FN250)
  - Exempted from Physical Education Graduation Requirement (FN260)
- Report as Yes or No
- Experiences completed by a student to meet these requirements may or may not be for graduation credit and may or may not be reported via the Student Graduation – Core Summary Record (GC)



## Other Requirements, cont'd

- CORE Economics and Financial Literacy Requirement Met (FN240)
  - Indicates if a student has met the CORE Economics and Financial Literacy Requirement
- CORE Fine Arts Requirement Met (FN250)
  - Indicates if a student has met the two semester CORE Fine Arts Requirement
- Exempted from Physical Education Graduation Requirement
  - Indicates if the district has adopted a policy to exempt certain students from the Physical Education graduation credit requirement and if the student has met the policy's requirements



## Other EMIS Elements

- Special Education Graduation Requirement (FE) Record
  - Report by assessment area in which the student has been granted an exemption for graduation as indicated on the student's IEP
- Fiscal Year that Student Began Ninth Grade (FN110)
- CORE Graduation Requirement Exemption Code (FN300)
  - Report the Ohio CORE exemption status of the student
- OGT Graduation Alternative (FN120)
- Military Compact Graduation Alternative (FN310)



## Other EMIS Elements, cont'd

### Program (GQ) Record

- 510001 – Ohio Means Jobs Readiness Seal
- 60##### - Seal of Biliteracy
- 520001 Graduation Pathway Option 1 (non-CTE focus)
- 520002 Graduation Pathway Option 2 (CTE focus)



## Pathways for the Class of 2019

- Must meet all requirements for at least one of the following pathways
  - Ohio's State Tests
  - Industry-Recognized credential and score on workforce readiness test
  - College and career readiness tests
  - Class of 2019 has two additional pathways
    - Option 1 non-CTE focus
    - Option 2 CTE focus



## Ohio's State Tests Pathway

- Must earn at least 18 points on End of Course (EOC) exams or approved substitute tests with a minimum of
  - 4 points on English tests
  - 4 points on Math tests
  - 6 points across Science and Social Studies tests
- 7 EOC exams
  - Can earn between 1 and 5 points on each test
  - May earn points through approved substitute tests
  - Students with disabilities may earn graduation points based on attempts and graduation exemptions



## Ohio's State Tests Pathway, cont'd

EOC test crosswalk from performance level to graduation points can be found here

- <http://education.ohio.gov/Topics/Ohio-s-Graduation-Requirements/18-Points-on-State-Tests>

PERFORMANCE LEVEL	GRADUATION POINTS
Advanced	5
Accelerated	4
Proficient	3
Basic	2
Limited	1



## Ohio's State Tests Pathway Substitute Tests

Substitute tests

- Graduation points earned for course grades prior to July 1, 2015
  - Enter an EOC Exam with a Score Not Reported reason of "W"
  - Report score value of the number of graduation points earned
- College Credit Plus (CCP) Courses
  - Enter an EOC Exam with a Score Not Reported reason of "X"
  - Report score value of the number of graduation points earned
- See specific information as to timelines, subjects and graduation points for these tests at
  - <http://education.ohio.gov/Topics/Ohio-s-Graduation-Requirements/18-Points-on-State-Tests>



## Ohio's State Tests Pathway Substitute Tests, cont'd

- Student transferred in with course already completed out of state or while being homeschooled
  - Number of required graduation points will be reduced
  - Enter an EOC Exam with a Score Not Reported reason of "Y" and score of \*\*\*
- See specific information as to timelines, subjects and graduation points for these substitute tests at
  - <http://education.ohio.gov/Topics/Ohio-s-Graduation-Requirements/18-Points-on-State-Tests>



## More Substitute Tests

- Student received graduation credit for alternative Non-Public school EOC assessment prior to public district enrollment
  - Enter an EOC Exam with a Score Not Reported reason of "2"
  - Report score value of the number of graduation points earned
  - See specific information and graduation points for these substitute tests at <http://education.ohio.gov/getattachment/Topics/Ohio-Education-Options/Private-Schools/Chartered-Nonpublic-School-Information/Determining-Graduation-Points-for-Terra-Nova-and-Iowa-Assessments.pdf.aspx>



## More Substitute Tests

- Approved Advanced Placement (AP) or International Baccalaureate (IB) tests
  - Report the actual AP and/or IB tests to EMIS and the graduation points will be calculated automatically based on the test scores
  - See subject and graduation point information at <http://education.ohio.gov/Topics/Ohio-s-Graduation-Requirements/18-Points-on-State-Tests>



## Industry-Recognized credential and score on workforce readiness test pathway

- Must earn
  - Industry Credential or a group of credentials totaling 12 points
    - One or more credentials within the same pathway
  - AND earn a WorkKeys score of 13
  - For more information on this graduation pathway go to <http://education.ohio.gov/Topics/Ohio-s-Graduation-Requirements/Industry-Recognized-Credentials-and-WorkKeys>
  - For more information on CTE pathways <https://education.ohio.gov/Topics/Ohio-s-Graduation-Requirements/Industry-Recognized-Credentials-and-WorkKeys/Industry-Recognized-Credentials>





## College and Career Readiness Tests

Must earn remediation-free scores in Math and English Language Arts on the

- ACT or SAT
- Scores must come from one of the test types and cannot be a combination between the ACT and SAT
- For additional information on scores and timelines go to <http://education.ohio.gov/Topics/Ohio-s-Graduation-Requirements/College-and-Career-Readiness-Test>



## Option 1 Non-CTE focus

- Report Program code 520001 – Student expected to graduate in the Class of 2019 has completed additional graduation option 1
  - Meet credit requirements
  - Take all seven EOC exams and retakes as required
  - Meet two of nine additional options
  - For a full description of the additional options refer to <http://education.ohio.gov/Topics/Ohio-s-Graduation-Requirements/News/Two-additional-graduation-options-available-for-th>
- Student Program Records (GQ) can now be reported in the Graduate collection



## Option 2 – CTE Focus

Report Program code 520002 – Student expected to graduate in the Class of 2019 has completed additional graduation option 2

- Meet course and credit requirements
- Take all seven EOC exams
- Finish a CTE program that includes four courses in a single pathway
- Complete one
  - Earn a total score of proficient or better based on all CTE exams or test modules
  - Earn an Industry Credential(s) that equal 12 points
  - Complete a workplace experience totaling 250 hours with evidence of positive evaluations
- For a full description of this pathway, refer to <http://education.ohio.gov/Topics/Ohio-s-Graduation-Requirements/News/Two-additional-graduation-options-available-for-th>



## Quick Check

The Class of 2019 have multiple ways to met graduation requirements. EMIS data will be used to determine which pathway(s) the student meets. The graduation reports will aid in determining if EMIS data has been reported correctly.

- What are your district's graduation requirements?
- Who is monitoring students' pathway progress?
- Who in your district do you work with to validate this data?



# Graduation Cohort Pathway Reports - VLOOKUP



## FY19 Graduation Cohort Pathway Reports

Five 2019 Graduation Cohort Pathway reports are currently available as Received Files in the Data Collector

- 2019\_GRAD\_Cohort-EOC-Path-Req-Stat\_2019XXXX.xls
  - 2019\_GRAD\_Cohort-EOC-Asmnt-Detail\_2019XXXX.xls
  - 2019\_GRAD\_Cohort-Non-EOC-Pts-Detail\_2019XXXX.xls
- 2019\_GRAD\_Cohort\_SAT-ACT\_Path\_Req\_stat\_2019XXXX.xls
- 2019\_GRAD\_Cohort\_WK-IndCred\_Path\_Req\_stat\_2019XXXX.xls



# Locating the Reports

On the Reports tab of the Data Collector, select Received Files

Use filters to narrow the search for files or use blank filters to see all received files

Select "List Files" to view the received files

Click on Help to access ODE documentation

LEA / File	Data Set	Category	Short Name	File Size	Version	Timestamp	Help Page
2019 GRAD Cohort-EOC-Asmnt-Detail 20190812.xls	N/A	Graduate	Cohort-EOC-Asmnt-Detail	546816	1	08/14/2019 10:34:10 AM	Help...
2019 GRAD Cohort-EOC-Path-Req-Stat 20190812.xls	N/A	Graduate	Cohort-EOC-Path-Req-Stat	216064	1	08/14/2019 10:34:10 AM	Help...
2019 GRAD Cohort-Non-EOC-Pts-Detail 20190812.xls	N/A	Graduate	Cohort-Non-EOC-Pts-Detail	142848	1	08/14/2019 10:34:10 AM	Help...
2019 GRAD Cohort SAT-ACT Path Req stat 20190812.xls	N/A	Graduate	Cohort_SAT-ACT_Path_Req_stat	238080	1	08/14/2019 10:34:11 AM	Help...
2019 GRAD Cohort WK-IndCred Path Req stat 20190812.xls	N/A	Graduate	Cohort_WK-IndCred_Path_Req_stat	217600	1	08/14/2019 10:34:11 AM	Help...



# Opening the Reports

Five Graduation Pathway files are available for the 2019 Graduation Cohort

Select an individual report to open

We will begin by opening the 2019 GRAD Cohort-EOC-Path-Req-Stat

LEA / File
▼ Ansonia Local (046623)
<a href="#">2019 GRAD Cohort-EOC-Asmnt-Detail 20190812.xls</a>
<a href="#">2019 GRAD Cohort-EOC-Path-Req-Stat 20190812.xls</a>
<a href="#">2019 GRAD Cohort-Non-EOC-Pts-Detail 20190812.xls</a>
<a href="#">2019 GRAD Cohort SAT-ACT Path Req stat 20190812.xls</a>
<a href="#">2019 GRAD Cohort WK-IndCred Path Req stat 20190812.xls</a>



## Prepare the Report

- Open 2019\_GRAD\_Cohort-EOC-Path-Req-Stat\_2019XXXX.xls
- Prepare your report for analysis
  - Select header row and wrap text
  - Freeze top row
  - Justify column width
  - Apply filters
  - Better yet, use your macro!
- Since this report does not contain names, we will demonstrate a VLOOKUP to add names



## VLOOKUP to Add Student Names to a Report

The next series of slides will demonstrate how to use the VLOOKUP function to add names to your Pathway Reports

- Add names to 2019\_Grad\_Cohort-EOC-Path-Req-Stat
  - This is the report you just opened
- Use the (GRAD-419) 2019-Grad Cohort-4<sup>th</sup> Year Status Report as the source file since it contains SSIDs and student names
  - You should already have this report open from the first exercise where we looked at result codes and calculated the graduate rate
  - Be sure to clear filters before beginning the VLOOKUP



# 2019-Grad Cohort-4th Year Status Report

The SSID column needs to be moved to the left side of the report

Select column C, right click, then select "Cut"

RP	EmisID	Last Name	First Name	Middle Name	LEVEL 2 REC TYPE CODE	REC TYPE DESCR	RESULT CODE
1	040404	ALAN	TIMOTHY	ANDREW	GRAD-419	4YR 2019 Grad Cohort	GR0000
2	040404	ALAN	SARA	MARILYN	GRAD-419	4YR 2019 Grad Cohort	GR0000
3	040404	ALAN	LUCY	ANNA-LISA	GRAD-419	4YR 2019 Grad Cohort	GR0000
4	040404	ALAN	HAYLEN	ANNE	GRAD-419	4YR 2019 Grad Cohort	GR0000
5	040404	ALAN	KATIE	ELIZABETH	GRAD-419	4YR 2019 Grad Cohort	GR0000
6	040404	ALAN	KYLE	ALEXANDER	GRAD-419	4YR 2019 Grad Cohort	GR0000
7	040404	ALAN	AUSTIN	LANE	GRAD-419	4YR 2019 Grad Cohort	GR0000
8	040404	ALAN	ARNOLD		GRAD-419	4YR 2019 Grad Cohort	GR9999
9	040404	ALAN	SARA		GRAD-419	4YR 2019 Grad Cohort	GR0000
10	040404	ALAN	SARA	LYNN	GRAD-419	4YR 2019 Grad Cohort	GR0000



## Move SSID Column

Select column A, right click and select Insert Cut Cells

The SSID column will be the new column A

RP	EmisID	Last Name	First Name	Middle Name	LEVEL 2 REC TYPE CODE	REC TYPE DESCR	RESULT CODE
1	040404	ALAN	TIMOTHY	ANDREW	GRAD-419	4YR 2019 Grad Cohort	GR0000
2	040404	ALAN	SARA	MARILYN	GRAD-419	4YR 2019 Grad Cohort	GR0000
3	040404	ALAN	LUCY	ANNA-LISA	GRAD-419	4YR 2019 Grad Cohort	GR0000
4	040404	ALAN	HAYLEN	ANNE	GRAD-419	4YR 2019 Grad Cohort	GR0000
5	040404	ALAN	KATIE	ELIZABETH	GRAD-419	4YR 2019 Grad Cohort	GR0000
6	040404	ALAN	KYLE	ALEXANDER	GRAD-419	4YR 2019 Grad Cohort	GR0000
7	040404	ALAN	AUSTIN	LANE	GRAD-419	4YR 2019 Grad Cohort	GR0000



# Sort by SSID

(GRAD-419) 2019-Grad Cohort-4th Year Status Report

2. From the Data tab select Sort

1. Select all data or CTRL A

3. Sort by SSID

1	SSID	RPT DEST IRN	ERR SEV CODE
2	IS6440464	040404	I
3	SW2804426	040404	I
4	PJ4008264	040404	I
5	OJ2266806	040404	I
6	OJ2246082	040404	I
7	PO0266048	040404	I
8	JN4602482	040404	I
9	VD0264088	040404	I
10	WG8600802	040404	I
11	PT8624820	040404	I



# Concatenate Student Names

(GRAD-419) 2019-Grad Cohort-4th Year Status Report

To bring the students full name into the pathway report during the VLOOKUP, use the CONCATENATE function to join name values into one field

Select column H, then right click and select "Insert" to add a blank column

Name the new column "Full Name" and then place cursor into cell H2

Select column H, then right click and select "Insert" to add a blank column

1	SSID	RPT DEST IRN	ERR SEV CODE	EmisID	Last Name	First Name	Middle Name	LEVEL REC TY CODE
2	AG0882220	040404	I	123457165	KING	DESTINY	ANN	GRAD-
3	AP6042226	040404	I	123456846	BLAZEN	HAYLEN	ANNE	GRAD-
4	AR6646862	040404	I	123457364	ROMAN	NICHOLAS	PAUL	GRAD-
5	AU4604626	040404	I	123457002	FIELDS	MONICA	LYNN	GRAD-
6	AU6288608	040404	I	123457155	KING	AUSTIN	LANE	GRAD-
7	BE6602800	040404	I	123457121	JORDAN	SARA		GRAD-
8	BI8402208	040404	I	123457312	POWELL	SARA	MARILYN	GRAD-





# Concatenate Student Names, cont'd

(GRAD-419) 2019-Grad Cohort-4th Year Status Report

Select the function icon and search for CONCATENATE or select it from the list

Click "OK"



# Concatenate Student Names, cont'd

(GRAD-419) 2019-Grad Cohort-4th Year Status Report

1. Place cursor in Text 1 field, then select cell E2

2. In Text 2 field enter a comma and a space (quotes should automatically appear after moving to the next field)

3. Place cursor in Text 3 field and select cell F2

4. In Text 4 field type a space

5. Place cursor in Text 5 field and select cell G2

6. Click "OK"

It worked!



# Concatenate Student Names, cont'd

(GRAD-419) 2019-Grad Cohort-4th Year Status Report

	SSID	RPT DEST	ERR SEV	EmisID	Last Name	First Name	Middle Name	Full Name	REC TYPE CODE	REC TYPE DESCR	RESULT CODE
2	AG0882220	040404	I	123457165	KING	DESTINY	ANN	KING,DESTINY ANN	GRAD-419	4YR 2019 Grad Cohort	GR0000
3	AP6042226	040404	I	123456846	BLAZEN	HAYLEN	ANNE	BLAZEN,HAYLEN ANNE	GRAD-419	4YR 2019 Grad Cohort	GR0000
4	AR6646862	040404	I	123457364	ROMAN	NICHOLAS	PAUL	ROMAN,NICHOLAS PAUL	GRAD-419	4YR 2019 Grad Cohort	GR0000
5	AU4604626	040404	I	123457002	FIELDS	MONICA	LYNN	FIELDS,MONICA LYNN	GRAD-419	4YR 2019 Grad Cohort	GR0000
6	AU6288608	040404	I	123457155	KING	AUSTIN	LANE	KING,AUSTIN LANE	GRAD-419	4YR 2019 Grad Cohort	GR0000
7	BE6602800	040404	I	123457121	JORDAN	SARA			GRAD-419	4YR 2019 Grad Cohort	GR0000
8	BI8402208	040404	I	123457312	POWELL	SARA	MARILYN		GRAD-419	4YR 2019 Grad Cohort	GR0000

Double click or drag down to populate cells below



# Pathway File Needing Names

2019\_GRAD\_Cohort-EOC-Path-Req-Stat\_2019XXXX.xls

	LEA_ID	BLDG_IR	N	Result	Result_Description	Sever	L2_rec_tyr	ssid
2	40404	005050		GR0000	Current graduation status	I	GRAD_0004	AG0882220
3	40404	005050		GR0000	Current graduation status	I	GRAD_0004	AP6042226
4	40404	005050		GR0000	Current graduation status	I	GRAD_0004	AR6646862
5	40404	005050		GR0000	Current graduation status	I	GRAD_0004	AU4604626
6	40404	005050		GR0000	Current graduation status	I	GRAD_0004	AU6288608
7	40404	005050		GR0000	Current graduation status	I	GRAD_0004	BE6602800
8	40404	005050		GR0000	Current graduation status	I	GRAD_0004	BI8402208
9	40404	005050		GR0000	Current graduation status	I	GRAD_0004	BJ6840408
10	40404	005050		GR0000	Current graduation status	I	GRAD_0004	BM2282646
11	40404	005050		GR0000	Current graduation status	I	GRAD_0004	EX0062082
12	40404	005050		GR0000	Current graduation status	I	GRAD_0004	CB4080660
13	40404	005050		GR0000	Current graduation status	I	GRAD_0004	CH6000662
14	40404	005050		GR0000	Current graduation status	I	GRAD_0004	DA8666446

Sort the file by SSID

Highlight column H then right click and select "Insert" to create a new blank column H

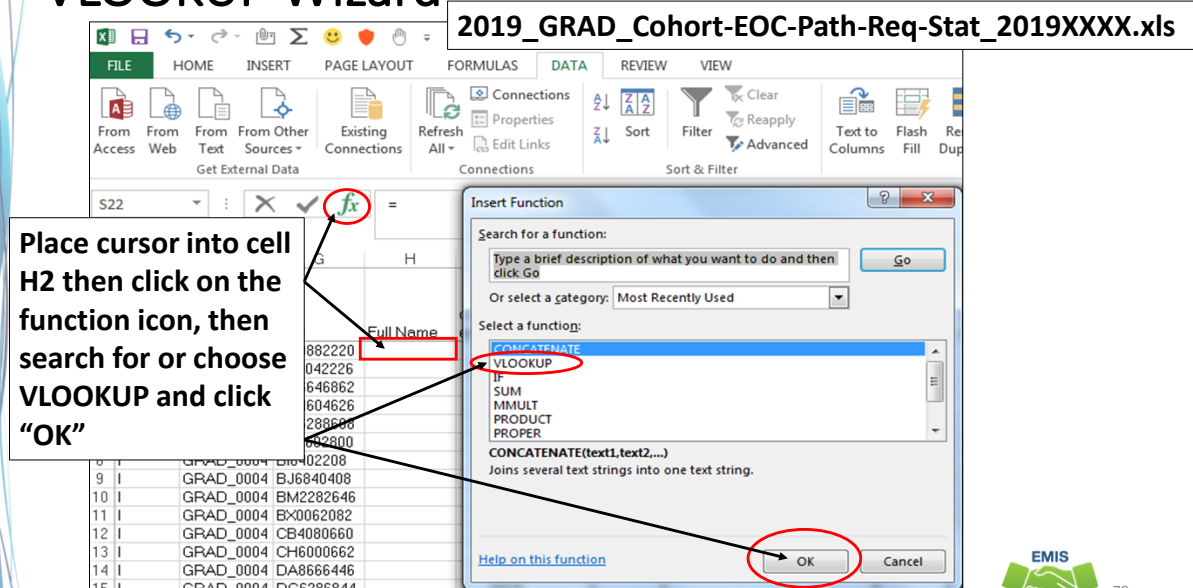


## Building a VLOOKUP Function

- To build the VLOOKUP Function, we need
  - The value to lookup, SSID from (GRAD-419) 2019 – Grad Cohort Report)
  - The range of cells on the (GRAD-419) 2019 – Grad Cohort Report, to find the values
  - The column number within the selected range that contains the value to return from the (GRAD-419) 2019 – Grad Cohort Report
  - Exact Match (FALSE)
- The next series of slides will demonstrate the VLOOKUP function using the VLOOKUP Wizard

## VLOOKUP Wizard

2019\_GRAD\_Cohort-EOC-Path-Req-Stat\_2019XXXX.xls



Place cursor into cell H2 then click on the function icon, then search for or choose VLOOKUP and click "OK"

Full Name

882220	
042226	
646862	
604626	
288688	
602800	
02208	
9	GRAD_0004 BJ6840408
10	GRAD_0004 BM2282646
11	GRAD_0004 BX0062082
12	GRAD_0004 CB4080660
13	GRAD_0004 CH6000662
14	GRAD_0004 DA8666446
15	GRAD_0004 DG6286844

CONCATENATE(text1;text2,...)  
Joins several text strings into one text string.

OK Cancel

# VLOOKUP WIZARD, cont'd

**1. Place cursor in Lookup\_value field and select cell G2**

**2. Place cursor into the Table\_array field**

Function Arguments

VLOOKUP

Lookup\_value: G2 = "AG0882220"

Table\_array: = number

Col\_index\_num: = number

Range\_lookup: = logical

Looks for a value in the leftmost column of a table, and then returns a value in the same row from the column you specify. By default, the table must be sorted in an ascending order.

Table\_array is a table of text, numbers, or logical values, in which data is retrieved. Table\_array can be a reference to a range or a range name.

Formula result =

Help on this function

OK Cancel

EMIS Alliance 79

# VLOOKUP WIZARD, cont'd

**1. Toggle to the (GRAD-419) 2019-Grad Cohort-4th Year Status Report**

**2. Select cell A2 then hold down the Shift and Ctrl keys and press the right arrow then the down arrow**

**3. Step 2 will select all of the cells in the report and will populate the Table\_array field**

**4. Place cursor into Col\_index\_num field**

Function Arguments

VLOOKUP

Lookup\_value: G2 = "AG0882220"

Table\_array: = ("AG0882220";"040404";"T";123457165;"

Col\_index\_num: = number

Range\_lookup: = logical

Looks for a value in the leftmost column of a table, and then returns a value in the same row from the column you specify. By default, the table must be sorted in an ascending order.

Table\_array is a table of text, numbers, or logical values, in which data is retrieved. Table\_array can be a reference to a range or a range name.

Formula result =

Help on this function

OK Cancel

EMIS Alliance 80



# VLOOKUP WIZARD, cont'd

(GRAD-419) 2019-Grad Cohort-4th Year Status Report

**1. We want to bring back the data in column H "Full Name" which is the 8<sup>th</sup> column from the left. Enter the number 8 into the Col\_index\_num field**

**2. In the Range\_lookup field enter FALSE**

**3. Click "OK"**

It worked!

EMIS Alliance 81

# VLOOKUP WIZARD, cont'd

2019\_GRAD\_Cohort-EOC-Path-Req-Stat\_2019XXXX.xls

**1. Double click or drag down to populate cells below**

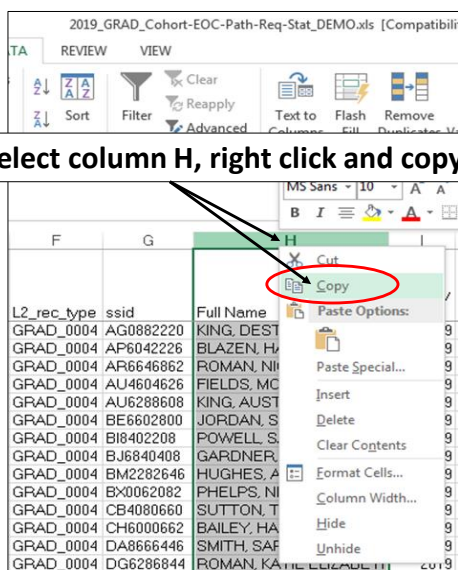
**2. Full Name values are formulas that are tied to the source file. Before sending this report to others to review, change the formulas to values**

c_type	ssid	Full Name
D_0004	AG0882220	KING,DESTINY ANN
D_0004	AP6042226	BLAZEN,HAYLEN ANNE
D_0004	AR6646862	ROMAN,NICHOLAS PAUL
D_0004	AU4604626	FIELDS,MONICA LYNN
D_0004	AU6288608	KING,AUSTIN LANE
D_0004	BE6602800	JORDAN,SARA
D_0004	BI8402208	POWELL,SARA MARILYN

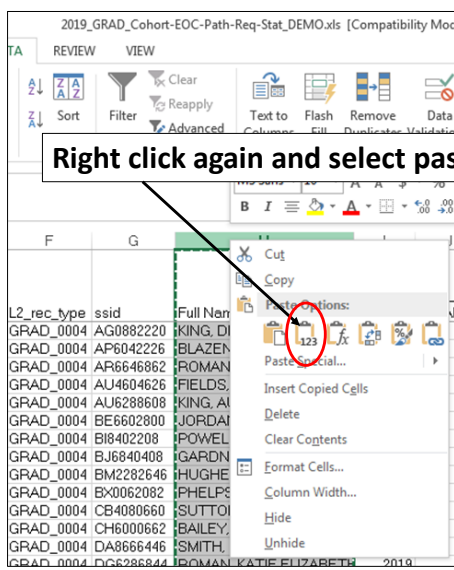
EMIS Alliance 82

## VLOOKUP WIZARD, cont'd

Select column H, right click and copy



Right click again and select paste values



### Quick Check

Graduation Pathway reports are available as Received Files. Since current reports do not contain names, it is important to be proficient in using the VLOOKUP function in Excel.

- Can you access pathway reports in the Data Collector?
- Are you able to prepare the reports for review?
- Can you add names to the report using CONCATENATE and VLOOKUP?

# Graduation Cohort Pathway Reports



## 2019 Graduation Cohort Pathway Reports

- Three pathway reports and two assessment detail reports
  - All five reports contain the same students
  - Updated about once a month
  - Indicate met or not met for a specific pathway
  - Include assessments reported by any LEA
  - Do not contain
    - Students who most recently tested with an Alternate Assessment
    - Substitute tests for out of state (EOCs with score not reported of reasons of Y)
  - Report all assessments and the highest graduation points will be used
  - Data must be reported to EMIS to be included in the reports



## 2019 Graduation Cohort Pathway Reports, cont'd

- Ohio's State Test Pathway
  - 2019\_GRAD\_Cohort-EOC-Path-Req-Stat\_2019XXXX.xls
  - 2019\_GRAD\_Cohort-EOC-Asmnt-Detail\_2019XXXX.xls
  - 2019\_GRAD\_Cohort-Non-EOC-Pts-Detail\_2019XXXX.xls
- College and career readiness tests pathway
  - 2019\_GRAD\_Cohort\_SAT-ACT\_Path\_Req\_stat\_2019XXXX.xls
- Industry-recognized credential and score on workforce readiness test pathway
  - 2019\_GRAD\_Cohort\_WK-IndCred\_Path\_Req\_stat\_2019XXXX.xls



## Ohio's State Test Pathway

### 2019\_GRAD\_Cohort-EOC-Path-Req-Stat\_2019XXXX.xls

- Contains highest number of graduation points earned for each subject area from
  - actual assessments taken
  - assessment substitutes
  - graduation exemptions
- If no points have been reported in an assessment area, the data for that student in that assessment area will be blank





## Ohio's State Test Pathway, cont'd

- Each student is evaluated against total graduation points required in
  - Math
  - English Language Arts
  - Social Studies and Science
- Each student is evaluated against the total graduation points required across all subjects
- If pathway is met, the report will indicate a pathway met of "YES"



## 2019\_GRAD\_Cohort-EOC-Path-Req-Stat\_2019XXXX.xls

**Result, Result Description, Severity, and L2\_rec\_type columns currently contain default values**

**Report is by cohort and contains one row per student**

	A	B	C	D	E	F	G	H	I
1	LEA_IRN	BLDG_IR	Result	Result_Description	Severity	L2_rec_type	ssid	Full Name	cohort_year
2	40404	005050	GR0000	Current graduation status	I	GRAD_0004	AG0882220	KING, DESTINY ANN	2019
3	40404	005050	GR0000	Current graduation status	I	GRAD_0004	AP6042226	BLAZEN, HAYLEN ANNE	2019
4	40404	005050	GR0000	Current graduation status	I	GRAD_0004	AR6646862	ROMAN, NICHOLAS PAUL	2019
5	40404	005050	GR0000	Current graduation status	I	GRAD_0004	AU4604626	FIELDS, MONICA LYNN	2019
6	40404	005050	GR0000	Current graduation status	I	GRAD_0004	AU6288608	KING, AUSTIN LANE	2019
7	40404	005050	GR0000	Current graduation status	I	GRAD_0004	BE6602800	JORDAN, SARA	2019



## Graduation Points

- After the name and cohort year columns, the next 9 columns contain graduation points earned by subject
- Graduation points are calculated from assessments and graduation exemptions that are reported to EMIS

	H	I	J	K	L	M	N	O	P	Q	R
Full Name	cohort_year	grad_points_ALG1	grad_points_GEO	grad_points_MTH1	grad_points_MTH2	grad_points_ELA1	grad_points_ELA2	grad_points_HIST	grad_points_GOV	grad_points_BIOL	
KING, DESTINY ANN	2019										
BLAZEN, HAYLEN ANNE	2019										
ROMAN, NICHOLAS PAUL	2019	4	1			4	2	2	3	3	
FIELDS, MONICA LYNN	2019										
KING, AUSTIN LANE	2019	4	5			5	5	4	5	5	
JORDAN, SARA	2019	3	3			3	4	3	3	5	



91

## Total Graduation Points

The next 5 columns provide total graduation points earned for ELA, Math, and Social Studies/Science

**Required - 4 points on English tests, 4 points on Math tests, 6 points on Science and Social Studies tests**

**Total of 18 points required with subject area required points met**

S	T	U	V	W
total_grad_points_ELA	total_grad_points_MATH	total_grad_points_SS_SCI	total_grad_points_GE_M2_ELA2	total_grad_points
6	5	8		19
10	9	14		33
7	6	11		24



92

## Points/Pathway Met

- Columns to the far right of the report indicate if the pathway has been met or not met
- When not met, the met points columns will indicate which area has not been met

X	Y	Z	AA	AB	AC	AD
met_points _ELA	met_points _MATH	met_points _SS_SCI	met_points _GE_M2_E LA2	req_total_ points	met_total_ _points	met_EOC_ pathway
YES	YES	YES		18	YES	YES
YES	YES	YES		18	YES	YES
YES	YES	YES		18	YES	YES

## 2019\_GRAD\_Cohort-EOC-Asmnt Detail

Contains EOC assessment data by subject

- Assessments actually taken by students
- Highest score and graduation points earned
- Assessment date and test type
- Alternate assessment students are not included
- Assessments can appear that were reported by another LEA

## EOC Assessment Detail

Report contains the highest score and graduation points along with the test type and test date in eight assessment areas

This screenshot contains the first two assessment areas

I	J	K	L	M	N	O	P
max_score_ EOC_ALG1	grad_points_ _EOC_ALG1	score_date_ EOC_ALG1	req_test_type_ _EOC_ALG1	max_score_ EOC_GEOM	grad_points_ EOC_GEOM	score_date_ EOC_GEOM	req_test_type_ _EOC_GEOM
				680	2	12/1/2016	STR
				675	1	4/1/2019	STR
725	4	12/1/2017	STR	648	1	12/1/2017	STR
				690	2	5/1/2017	STR
802	4	4/1/2015	STR	756	5	5/1/2016	STR
715	3	5/1/2016	STR	723	3	5/1/2017	STR



## 2019\_GRAD\_Cohort-Non-EOC-PtsDetail

Contains EOC data from substitute tests and graduation exemptions

- Highest score and graduation points earned
- Substitute test currently included on the report
  - AP or IB exams reported
  - EOC assessments reported for College Credit Plus
  - EOC assessments reported for courses taken prior to EOCs being available
  - EOC assessments for Non-Public school EOC assessment prior to public district enrollment



## 2019\_GRAD\_Cohort-Non-EOC-PtsDetail, cont'd

- Student transferred in with course already completed out of state or while being homeschooled
  - EOC Score Not Reported reason of Y
  - These tests are not included in the report
  - Students with these tests reported should be verified to have met graduation requirements outside of the pathway reports



## 2019\_GRAD\_Cohort-Non-EOC-PtsDetail, cont'd

Contains assessment data for students with disabilities who have been exempted from the consequences of the EOC

- Student Special Education Graduation Requirement (FE) Record must be reported
- Report assessments that the student takes or was required to take and did not test
- Three graduation points will be awarded for each area of exemption where the student attempts the EOC and whose score earns less than three points



## 2019\_GRAD\_Cohort-Non-EOC-PtsDetail, cont'd

- Based on the highest number of graduation points earned via a substitute test or a special education exemption, the maximum alternate graduation points for each assessment area will be included on the report
- Assessments can appear that were reported by another LEA
- Not all substitutes apply to all subject areas
- For additional information on substitute tests refer to <http://education.ohio.gov/Topics/Ohio-s-Graduation-Requirements/18-Points-on-State-Tests>



## Non-EOC Points Detail

H	I	J	K	L	M	N	O	P	Q	R
FE_Exempt_date	AP_IB_area_4_HIST	AP_IB_score_date_HIST	CCP_points_HIST	CCP_date_HIST	NONPUB_points_HIST	NONPUB_date_HIST	EOC_not_avail_points_HIST	FE_Exempt_HIST	non_pub_transfer_HIST	max_alternate_grad_points_HIST
11/29/2018										4
	AP33	5/1/2017								1
	AP33	5/1/2017								3
	AP33	5/1/2017								3
2/8/2019								Y		3

AP and IB test data

EOC records reported for CCP Courses

EOC records reported for courses taken prior to EOC available

Non Public transfer Assessments

Student reported with graduation exemption for History, three graduation points awarded



## College and Career Readiness Tests Pathway

### 2019\_GRAD\_Cohort\_SAT-ACT\_Path\_Req\_stat\_2019XXXX.xls

- Contains highest score earned across all administrations of the ACT or SAT
- ACT test scores are used for Reading, Math, and English
- SAT test scores are used for Reading, Math, and Writing
- Remediation free scores will be indicated on the report as “YES”
- If no points have been reported in an assessment area, the data for that student in that assessment area will be blank
- When a pathway is met for ACT or SAT, the report will indicate “YES”



## 2019\_GRAD\_Cohort\_SAT-ACT\_Path\_Req\_stat

This is a section of the report that contains ACT data

ACT scores and the date of the exam appear along with a Yes or No value to indicate a remediation free score

I	J	K	L	M	N	O	P	Q	R
ACT_score_M	ACT_remed_free_M	ACT_M_date	ACT_score_R	ACT_remed_free_R	ACT_R_date	ACT_score_ENG	ACT_remed_free_ENG	ACT_ENG_date	ACT_remed_free
25	YES	3/1/2018	20	NO	3/1/2018	19	YES	3/1/2018	NO
	NO			NO			NO		NO
16	NO	3/1/2018	22	YES	3/1/2018	15	NO	3/1/2018	NO
18	NO	7/1/2018	32	YES	7/1/2018	31	YES	7/1/2018	NO
31	YES	10/1/2017	36	YES	10/1/2017	36	YES	10/1/2017	YES
23	YES	9/1/2018	30	YES	3/1/2018	28	YES	4/1/2018	YES



## 2019\_GRAD\_Cohort\_SAT-ACT\_Path\_Req\_stat

- This is a section of the report that contains SAT data
- SAT scores and the date of the exam appear along with a Yes or No value to indicate a remediation free score
- Final column indicates if the student has met either ACT or SAT pathway with a Yes or No value

S	T	U	V	W	X	Y	Z	AA	AB	AC
SAT_score_M	SAT_reme d_free_M	SAT_M_ date	SAT_score _R	SAT_reme d_free_R	SAT_R_date	SAT_score_W	SAT_remed _free_W	SAT_W_ date	SAT_rem ed_free	ACT_SAT_ remed_free
550	YES	11/3/2018	520	YES	11/3/2018		NO		YES	YES
	NO			NO			NO			NO
	NO			NO			NO			NO
	NO			NO			NO			NO
	NO			NO			NO			YES
	NO			NO			NO			YES
740	YES	5/5/2018	730	YES	5/5/2018		NO		YES	YES

## Industry Recognized Credential and Score on Workforce Readiness Test Pathway

### 2019\_GRAD\_Cohort\_WK-IndCred\_Path\_Req\_stat\_2019XXXX.xls

- Contains the highest score from the Workkeys assessment
- Contains Industry Credentials earned
- Student must meet remediation free score on the Workkeys exam AND obtain 12 points for industry credentials in a single career field
- Assessment data for a student on this report will be blank if not earned or reported
- Last column will contain a Yes or No value to indicate this pathway as met or not met



# 2019\_GRAD\_Cohort\_WK-IndCred\_Path\_Req\_stat

## WorkKeys Version 1

I	J	K	L	M	N	O	P	Q	R
workkey_sc ore_LCIF	workkey_ met_LCIF	workkey_d ate_LCIF	workkey_ score_M	workkey_ met_M	workkey_ date_M	workkey_ score_R	workkey_ met_R	workkey_ date_R	workkey_ met_workke y_req_1
	NO			5 YES	10/1/2017		6 YES	10/1/2017	NO
	NO			NO			NO		NO
	NO			NO			NO		NO

## WorkKeys Version 2

## Totals for both versions

	S	T	U	V	W	X	Y	Z	AA	AB	AC	AD	AE
workkey_sc ore_amth	workkey_ met_amth	workkey_ date_amth	workkey_ score_glit	workkey_ met_glit	workkey_ date_glit	workkey_ ore_wdoc	workkey_ et_wdoc	workkey_ ate_wdoc	met_workke y_req_2	met_work key_req	workkey_tot al_points_1	workkey_tot al_points_2	
1				5 YES	5/1/2018	YES	YES	3/1/2018	YES	YES		11	13
2	4 YES	4/1/2018											
3	NO			NO			NO		NO	NO			
4	NO			NO			NO		NO	NO			

## Industry Credentials

## Pathway Met

AF	AG	AH	AI	AJ	AK	AL	AM	AN	AO	AP	AQ	AR	AS	AT	AU	AV
cred_pts_A griculture and Environ	cred_pts _Art	cred_pts_Busi ness, Marketing & F	cred_pts _Const	cred_pts _Edu	cred_pts _Engnr	cred_pts _Hlth	cred_pts_ Hosp_tour	cred_pts_ Hum_svcs	cred_pts _IT	cred_pts _Law	cred_pts _Men	cred_pts _Trens	cred_pts _eg	cred_pts _bus_fin	Cred_poi nts_met	cred_work_ eq_met
	6		12	6							6	6	6		YES	NO
1	1		1	1	1	1	1	1	1	1	1	1	1		NO	NO
															NO	NO



## Quick Check

Graduation reports contain EMIS data that is used to determine if the student has met one or more graduation pathways. The data should be reviewed now to look for additional EMIS data that still needs to be reported.

- Are all expected 2019 cohort students appearing on the pathway reports?
- Is there EMIS data missing from the report that needs to be reported?
- Are these reports being shared with others in the district to verify accuracy and completeness of the data?



# Graduation Gen Issues Reports



## Gen Issues for LEAs reporting Graduates

- Level 2 Reports in the Graduate Collection
- Appear only for the LEAs for which the check applies
- Typically are generated 6 to 8 weeks prior to the end of the close of the collection and are generated once or twice per week
- Refer to the (GNIS-xxx) General Issues Report Explanation for additional information regarding these checks



## Gen Issues 4YR and 5YR Checks

- Four checks on the 4YR Graduation rate and the 5YR Graduation rate
  - graduate rate is equal to zero
  - graduation rate is greater than or equal to 100%
  - graduation rate is appearing as a null value
  - graduation rate has changed 5% or more since the previous year
- Checks could be stating a fact or identifying an issue
- Contact Adam Shimming for assistance if needed
  - [adam.schiming@education.ohio.gov](mailto:adam.schiming@education.ohio.gov)



## Additional Gen Issues for DORP Schools

- Two checks on 6YR, 7YR, and 8YR Graduation rates for dropout recovery community schools
  - graduate rate is equal to zero
  - graduation rate has changed 5% or more since the previous year
- Checks could be stating a fact or identifying an issue
- Contact Karlyn Geis for assistance if needed
  - [karlyn.gies@education.ohio.gov](mailto:karlyn.gies@education.ohio.gov)



## Quick Check

Gen Issues reports are generated by offices outside of EMIS. They are intended to help LEAs identify potential issue with their data. Investigate the issue and contact the appropriate ODE contact for assistance as needed.

- Are you receiving Gen Issues reports in your Graduate collection level 2 reports?
- Are you able to identify if the issue is just stating a fact or if further investigation is needed?
- Do you need to reach out to the ODE contact responsible for the Gen Issues check?



## Summary

- FY19 Graduation reporting closes October 18, 2019 and will be followed by an appeal period that begins October 21, 2019 through November 1, 2019
- Carefully review all graduation reports for accuracy and completeness
- Refer to and review grad cohort data in ODDEX as you troubleshoot graduation reports
- Contact your ITC for assistance



## Resources

- Current EMIS Manual
  - ODE Home > Topics > Data > EMIS > Documentation > EMIS Manual
- Report Explanations
  - Home > Data > EMIS > Documentation > EMIS Validation and Report Explanations
- Graduation Requirements
  - ODE Home > Topics > Ohio's Graduation Requirements > Earning an Ohio High School Diploma for the Class of 2019
- If you have questions about graduation requirements
  - call (614) 466-1317
  - email to [gradrequirements@education.ohio.gov](mailto:gradrequirements@education.ohio.gov)



# Questions?

